Fred Cozens

Caddy Works


Wilbur Johns

John Wooden

Gene Bartow

Gary Cunningham

		OVERALL			CONFERENCE		
Year	**Captain(s)**	**W**	**L**	**PCT**	**W**	**L**	**PCT**
Fred Cozens							
1919-20	Si Gibbs	12	2	.957	8	2	–
1920-21	Raymond McBurney	8	2	.800	10	0	–
Caddy Works							
1921-22	Si Gibbs	9	1	.900	9	1	–
1922-23	Buck Beeson	12	4	.750	9	1	–
1923-24	Bill Goertz	8	2	.800	8	2	–
1924-25	Wilbur Johns	11	6	.647	9	1	–
1925-26	Horace Bresee	14	2	.875	10	0	–
1926-27	Jim Armstrong	12	4	.750	–	–	–
1927-28	Jack Ketchum	10	5	.667	5	4	.505
1928-29	Sam Balter	7	9	.438	1	8	.111
1929-30	Larry Wildes	14	8	.636	3	6	.333
1930-31	Carl Knowles	9	6	.600	4	5	.444
1931-32	Dick Linthicum	9	10	.474	4	7	.363
1932-33	Ted Lemcke	10	11	.476	1	10	.091
1933-34	Don Piper	10	13	.435	2	10	.166
1934-35	Cordner Gibson	11	12	.478	4	8	.333
1935-36	Don Ashen	10	13	.435	2	10	.166
1936-37	Orv Appleby	6	14	.300	2	10	.166
1937-38	Jack Cooper	4	20	.167	0	12	.000
1938-39	Bob Calkins	7	20	.259	0	12	.000
Wilbur Johns							
1939-40	Alex Rafalovich	8	17	.320	3	9	.250
1940-41	Bob Null and Lloyd Anderson	6	20	.231	2	10	.166
1941-42	Bob Alshuler and Ernie Handelsman	5	18	.217	2	10	.166
1942-43	John Fryer	14	7	.667	4	4	.500
1943-44	Dick West	10	10	.500	3	3	.500
1944-45	Bill Putnam and Bill Rankin	12	12	.500	3	1	.750
1945-46	Dick Hough and Hal Michaels	8	16	.333	5	7	.417
1946-47	Dick Perry	18	7	.720	9	3	.750
1947-48	John Stanich	12	13	.480	3	9	.250
John R. Wooden							
1948-49	Ron Pearson	22	7	.759	10	2	.833
1949-50	Alan Sawyer	24	7	.774	10	2	.833
1950-51	Eddie Sheldrake	19	10	.655	9	4	.692
1951-52	Don Johnson and Jerry Norman	19	12	.613	8	4	.667
1952-53	Barry Porter	16	8	.667	6	6	.500
1953-54	Ron Livingston	18	7	.720	7	5	.583
1954-55	Don Bragg and John Moore	21	5	.808	11	1	.917
1955-56	Willie Naulls	22	6	.786	16	0	1.000
1956-57	Dick Banton	22	4	.846	13	3	.813
1957-58	Ben Rogers	16	10	.615	10	6	.625
1958-59	Walt Torrence	16	9	.640	10	6	.625
1959-60	Cliff Brandon	14	12	.538	7	5	.583
1960-61	Bill Ellis and John Berberich	18	8	.692	7	5	.583
1961-62	John Green and Gary Cunningham	18	11	.621	10	2	.833
1962-63	Jim Milhorn	20	9	.690	8	5	.615
1963-64	Walt Hazzard and Jack Hirsch	30	0	1.000	15	0	1.000
1964-65	Keith Erickson and Gail Goodrich	28	2	.933	14	0	1.000
1965-66	Doug McIntosh	18	8	.692	10	4	.714
1966-67	Mike Warren	30	0	1.000	14	0	1.000
1967-68	Mike Warren	29	1	.967	14	0	1.000
1968-69	Lew Alcindor and Lynn Shackelford	29	1	.967	13	1	.929
1969-70	John Vallely	28	2	.933	12	2	.857
1970-71	Curtis Rowe and Sidney Wicks	29	1	.967	14	0	1.000
1971-72	Henry Bibby	30	0	1.000	14	0	1.000
1972-73	Larry Farmer	30	0	1.000	14	0	1.000
1973-74	Bill Walton, Keith Wilkes	26	4	.867	12	2	.857
1974-75	David Meyers	28	3	.903	12	2	.857
Gene Bartow							
1975-76	Marques Johnson and Richard Washington	28	4	.875	13	1	.929
1976-77	Marques Johnson	24	5	.831	11	3	.786

John Wooden

Gene Bartow

Walt Hazzard

Larry Brown


Larry Farmer


Walt Hazzard

Jim Harrick

Steve Lavin

Ben Howland

Year	Captain(s)	OVERALL W	OVERALL L	OVERALL PCT	CONFERENCE W	CONFERENCE L	CONFERENCE PCT
Gary Cunningham							
1977-78	Raymond Townsend	25	3	.893	14	0	1.000
1978-79	David Greenwood	25	5	.833	15	3	.833
Larry Brown							
1979-80	Kiki Vandeweghe and James Wilkes	22	10	.688	12	6	.667
1980-81	Mike Sanders and Tony Anderson	20	7	.741	13	5	.722
Larry Farmer							
1981-82	Mike Sanders and Tony Anderson	21	6	.778	14	4	.778
1982-83	Michael Holton	23	6	.793	15	3	.833
1983-84	Ralph Jackson	17	11	.607	10	8	.556
Walt Hazzard							
1984-85	Gary Maloncon	21	12	.636	12	6	.667
1985-86	Reggie Miller and Montel Hatcher	15	14	.517	9	9	.500
1986-87	Reggie Miller	25	7	.781	14	4	.778
1987-88	Craig Jackson and Dave Immel	16	14	.533	12	6	.667
Jim Harrick							
1988-89	Pooh Richardson	21	10	.677	13	5	.722
1989-90	Trevor Wilson	22	11	.667	11	7	.611
1990-91	Game Captains	23	9	.719	11	7	.611
1991-92	Gerald Madkins	28	5	.848	16	2	.889
1992-93	Mitchell Butler	22	11	.667	11	7	.611
1993-94	Shon Tarver and Rodney Zimmerman	21	7	.750	13	5	.722
1994-95	Ed O'Bannon, Tyus Edney and George Zidek	32	1	.979	17	1	.944
1995-96	Charles O'Bannon and Cameron Dollar	23	8	.742	16	2	.889
Steve Lavin							
1996-97	Charles O'Bannon and Cameron Dollar	24	8	.750	15	3	.833
1997-98	Toby Bailey and J.R. Henderson	24	9	.727	12	6	.667
1998-99	Baron Davis	22	9	.710	12	6	.667
1999-00	Sean Farnham, Rico Hines and Earl Watson	21	12	.636	10	8	.556
2000-01	Earl Watson and Ryan Bailey	23	9	.719	14	4	.714
2001-02	Rico Hines	21	12	.636	11	7	.611
2002-03	Jason Kapono and Ray Young	10	19	.345	6	12	.333
Ben Howland							
2003-04	Cedric Bozeman and Dijon Thompson	11	17	.393	7	11	.389
2004-05	Dijon Thompson	18	11	.621	11	7	.611
2005-06	Cedric Bozeman, Arron Afflalo and Jordan Farmar	32	7	.821	14	4	.778
2006-07	Arron Afflalo, Josh Shipp and Darren Collison	30	6	.833	15	3	.833
2007-08	Darren Collison, Lorenzo Mata-Real	35	4	.897	16	2	.889
2008-09	Darren Collison, Josh Shipp and Alfred Aboya	26	9	.743	13	5	.722
2009-10	Michael Roll	14	18	.438	8	10	.444
2010-11	Malcolm Lee and Lazeric Jones	23	11	.676	13	5	.722
2011-12	Lazeric Jones	19	14	.575	11	7	.611
2012-13	Larry Drew II, David Wear and Travis Wear	25	10	.714	13	5	.722

Jim Harrick

Steve Lavin


Ben Howland

UCLA's All-Time Head Coaching Records

Years	Coach	OVERALL W	OVERALL L	OVERALL PCT	CONFERENCE W	CONFERENCE L	CONFERENCE PCT
2 (1919-21)	Fred W. Cozens	20	4	.833	18	2	----
18 (1921-39)	Caddy Works	173	160	.520	73	107	----
9 (1939-48)	Wilbur Johns	93	120	.437	34	56	.378
27 (1948-75)	John R. Wooden	620	147	.808	300	67	.817
2 (1975-77)	Gene Bartow	52	9	.852	24	4	.857
2 (1977-79)	Gary Cunningham	50	8	.862	29	3	.906
2 (1979-81)	Larry Brown	42	17	.712	25	11	.694
3 (1981-84)	Larry Farmer	61	23	.726	39	15	.722
4 (1984-88)	Walt Hazzard	77	47	.621	47	25	.653
8 (1988-96)	Jim Harrick	192	62	.756	108	36	.750
7 (1996-03)	Steve Lavin	145	78	.650	80	43	.650
10 (2003-13)	Ben Howland	233	107	.685	121	59	.672
94 YEARS	**TOTALS**	**1758**	**782**	**.692**	**898**	**428**	**.677**

1919-20
Overall: 12-2
Head Coach: Fred W. Cozens

Opponent	Score	W/L
Manual Arts HS	46-38	W
Hollywood HS	45-21	W
Los Angeles Poly HS	26-22	W
Los Angeles Poly HS	21-12	W
Redlands	21-34	L
Occidental	41-29	W
Pomona	44-29	W
Whittier	33-23	W
Throop	36-25	W
Occidental	43-30	W
Pomona	33-30	W
Whittier	33-21	W
Throop	30-41	L
Redlands	23-17	W

1920-21
Overall: 9-2
Coach: Fred W. Cozens

Opponent	Score	W/L
California	28-36	L
Redlands	29-26	W
Pomona	24-21	W
Cal Tech	32-18	W
Redlands	26-22	W
Occidental	36-26	W
Whittier	18-16	W
Whittier	26-24	W
Pomona	36-24	W
Cal Tech	37-22	W
California	29-46	L

1921-22
Overall: 9-1
Coach: Caddy Works

Opponent	Score	W/L
Cal Tech	30-12	W
Redlands	24-26	L
Occidental	33-24	W
Whittier	29-9	W
Pomona	34-22	W
Cal Tech	19-17	W
Redlands	41-19	W
Occidental	34-14	W
Whittier	23-15	W
Pomona	46-18	W

1922-23
Overall: 12-4
Coach: Caddy Works

Opponent	Score	W/L
Cal Tech	40-15	W
Redlands	34-21	W
Occidental	33-11	W
Whittier	40-11	W
Pomona	27-18	W
Cal Tech	42-13	W
Redlands	24-26	L
Occidental	61-12	W
Pomona	38-27	W
Whittier	37-27	W
California	39-32	W
California	15-47	L
Arizona	43-30	W
Arizona	22-33	L
Arizona	43-30	W
Arizona	22-32	L

1923-24
Overall: 8-2
Coach: Caddy Works

Opponent	Score	W/L
Cal Tech	51-20	W
Redlands	24-17	W
Occidental	41-9	W
Pomona	32-24	W
Cal Tech	46-24	W
Redlands	28-23	W
Occidental	20-14	W
Whittier	20-22	L
Pomona	29-21	W
Whittier	21-23	L

1924-25
Overall: 11-6
Coach: Caddy Works

Opponent	Score	W/L
La Verne	54-11	W
San Diego State	53-33	W
Oregon Agriculture College	15-20	L
Stanford	17-23	L
Stanford	10-23	L
California	24-33	L
San Francisco Olympic Club	21-25	L
Redlands	48-5	W
Whittier	32-11	W
Pomona	31-18	W
Pomona	29-14	W
Redlands	31-16	W
Occidental	36-20	W
Occidental	23-24	L
Whittier	22-15	W
Cal Tech	29-19	W
Cal Tech	30-20	W

1925-26
Overall: 14-2
Coach: Caddy Works

Opponent	Score	W/L
Hollywood AC	27-25	W
San Diego State	32-17	W
Los Angeles AC	33-19	W
Montana State	36-21	W
Oregon Agriculture College	32-22	W
Stanford	28-15	W
Redlands	32-8	W
Occidental	38-11	W
Occidental	45-14	W
Pomona	37-20	W
Stanford	29-32	L
California	8-22	L
Cal Tech	27-21	W
Whittier	29-23	W
Whittier	18-14	W
Redlands	46-17	W

1926-27
Overall: 12-4
Coach: Caddy Works

Opponent	Score	W/L
Hollywood AC	28-36	L
Pacific Coast Club	17-28	L
Oregon Agriculture College	32-22	W
Idaho	17-32	L
Stanford	21-17	W
Stanford	23-21	W
Occidental	32-17	W
San Diego State	31-9	W
San Diego State	28-19	W
Cal Tech	24-16	W
Pomona	48-13	W
Occidental	28-14	W
Redlands	42-26	W
Pomona	42-16	W
Whittier	22-31	L
Whittier	29-23	W

1927-28
Overall: 10-5 **PCC: 5-4**
Coach: Caddy Works

Opponent	Site	Score	W/L
Pomona	H	53-32	W
Pomona	H	70-10	W
Cal Tech	H	52-16	W
Los Angeles AC	H		W
Hollywood AC	H		W
Pacific Coast Club	H		L
Stanford*	A	29-22	W
Stanford*	A	28-22	W
Stanford*	H	27-34	L
California*	H	34-35	L
California*	H	48-36	W
California*	H	26-33	L
USC*	H	35-45	L
USC*	A	34-27	W
USC*	A	47-37	W

* Pacific Coast Conference game

1928-29
Overall: 7-9 **PCC: 1-8**
Coach: Caddy Works

Opponent	Site	Score	W/L
Pomona	A	43-22	W
La Verne	A	46-24	W
Hollywood AC	H	40-23	W
Los Angeles AC	H	43-25	W
Utah	A	32-28	W
Utah	A	28-44	L
North Dakota	H	41-29	W
California*	A	21-26	L
California*	A	31-35	L
California*	H	31-47	L
Stanford*	A	20-34	L
Stanford*	H	26-34	L
Stanford*	H	24-32	L
USC*	A	23-28	L
USC*	A	31-39	L
USC*	A	44-33	W

* Pacific Coast Conference game

1929-30
Overall: 14-8 **PCC: 3-6**
Coach: Caddy Works

Opponent	Site	Score	W/L
Elks Club	H	51-34	W
La Verne	H	37-22	W
Pomona	A	48-19	W
Hollywood AC	H	44-32	W
Los Angeles AC	H	23-17	W
Whittier	H	34-14	W
Occidental	H	46-26	W
Cal Tech	H	53-24	W
BYU	H	40-47	L
BYU	H	47-43	W
Utah	H	44-34	W
Utah	H	43-33	W
Utah	H	44-52	L
Stanford*	H	63-30	W
California*	A	26-23	W
USC*	H	16-33	L
Stanford*	A	37-40	L
Stanford*	A	20-15	W
California*	H	29-32	L
California*	H	30-32	L
USC*	H	30-42	L
USC*	H	28-33	L

* Pacific Coast Conference game

1930-31
Overall: 9-6 **PCC: 4-5 (3rd-South)**
Coach: Caddy Works

Opponent	Site	Score	W/L
Whittier	A	57-23	W
Pomona	H	43-15	W
Hollywood AC	H	42-34	W
Los Angeles AC	H	24-41	L
Montana	H	28-27	W
Montana	H	59-27	W
Stanford*	A	32-23	W
Stanford*	A	28-26	W
California*	A	24-26	L
USC*	H	25-16	W
Stanford*	A	28-29	L
California*	A	39-43	L
California*	A	28-30	L
USC*	H	22-24	L
USC*	H	46-23	W

* Pacific Coast Conference game

1931-32
Overall: 9-10 **PCC: 4-7 (3rd-South)**
Coach: Caddy Works

Opponent	Site	Score	W/L
Hollywood AC	H	35-20	W
Whittier	H	38-21	W
Whittier	H	48-23	W
Pasadena Majors	H	24-34	L
Utah State	H	27-39	L
Utah State	H	20-33	L
Utah State	H	30-21	W
Los Angeles AC	H	30-25	W
Stanford*	A	22-25	L
Stanford*	A	26-31	L
California*	H	18-29	L
California*	H	25-26	L

USC*	H	19-17	W
Stanford*	H	35-31	W
Stanford*	H	28-18	W
California*	A	28-34	L
California*	A	29-31	L
USC*	A	26-24	W
USC*	A	31-35	L

* Pacific Coast Conference game

1932-33

Overall: 10-11 **PCC: 1-10 (4th-South)**

Coach: Caddy Works

Opponent	Site	Score	W/L
La Verne	H	41-34	W
Whittier	H	68-36	W
Hollywood AC	H	82-36	W
Pasadena Majors	H	33-41	L
Los Angeles Junior College	H	32-21	W
Hancock Oilers	H	37-30	W
Nevada	H	50-26	W
Nevada	H	44-29	W
Utah State	H	54-39	W
Santa Clara	H	41-22	W
California*	A	37-40	L
California*	A	29-33	L
USC*	A	27-49	L
Stanford*	A	44-36	W
Stanford*	A	38-41	L
USC*	H	33-39	L
California*	H	28-37	L
California*	H	36-37	L
USC*	H	18-44	L
Stanford*	H	38-40	L
Stanford*	H	35-41	L

* Pacific Coast Conference game

1933-34

Overall: 10-13 **PCC: 2-10 (4th-South)**

Coach: Caddy Works

Opponent	Site	Score	W/L
Long Beach Junior College	H	52-29	W
Whittier	H	37-27	W
La Verne	H	48-24	W
Chico State	A	31-28	W
Chico State	A	41-23	W
Saint Mary's	A	55-45	W
San Francisco Olympic Club	A	30-35	L
San Francisco Athens AC	A	33-27	W
Santa Clara	A	24-47	L
Santa Clara	A	24-40	L
Los Angeles Junior College	H	35-15	W
Stanford*	H	26-45	L
Stanford*	H	32-31	W
USC*	H	26-39	L
California*	A	31-46	L
California*	A	28-39	L
USC*	H	22-39	L
Stanford*	A	28-31	L
Stanford*	A	34-39	L
California*	H	30-42	L
California*	H	40-38	W
USC*	H	21-46	L
USC*	H	23-32	L

* Pacific Coast Conference game

1934-35

Overall: 11-12 **PCC: 4-8 (T-3rd-South)**

Coach: Caddy Works

Opponent	Site	Score	W/L
Whittier	A	47-30	W
Los Angeles Junior College	H	31-15	W
Fresno State	A	35-31	W
Chico State	A (OT)	43-41	W
San Jose State	A	35-25	W
Santa Clara	A	30-32	L
Universal Pictures	H	11-20	L
Saint Mary's	A	34-38	L
Utah State	H	39-44	L
San Diego State	A	31-28	W
San Diego State	A	34-25	W
USC*	H	34-39	L
USC*	H	22-52	L
USC*	H	22-55	L
USC*	H	33-43	L
California*	H	35-24	W
California*	H	26-38	L
California*	A (OT)	39-37	W
California*	A	21-38	L
Stanford*	H	34-27	W
Stanford*	H	38-32	W
Stanford*	A	28-33	L
Stanford*	A	16-35	L

1935-36

Overall: 10-13 **PCC: 2-10 (4th-South)**

Coach: Caddy Works

Opponent	Site	Score	W/L
Baxter Club Glendale	H	36-28	W
Los Angeles Junior College	H	30-22	W
Glendale Junior College	H	50-24	W
Universal Pictures	H	23-20	W
College of Pacific	A	28-31	L
San Jose State	A	30-22	W
Santa Clara	A	42-33	W
Utah State	H	32-43	L
Joe E. Brown All-Stars	H	36-25	W
Utah State	H	40-36	W
Utah State	H	34-44	L
Stanford*	A	30-44	L
Stanford*	A	44-37	W
USC*	A	36-38	L
California*	A	33-35	L
California*	A	26-30	L
USC*	H	24-32	L
Stanford*	H	32-45	L
Stanford*	H	35-39	L
USC*	H	32-36	L
California*	H	32-34	L
California*	H	32-28	W
USC*	A	28-55	L

* Pacific Coast Conference game

1936-37

Overall: 6-14 **PCC: 2-10 (4th-South)**

Coach: Caddy Works

Opponent	Site	Score	W/L
Compton Junior College	H	39-6	W
Los Angeles Junior College	H	41-30	W
Oregon	A	30-56	L
Washington State	A	23-33	L
Idaho	A	45-34	W
Idaho	A	26-30	L
Oregon State	A	40-38	W
Washington	H (2OT)	51-52	L
USC*	H	31-41	L
Stanford*	A	40-63	L
Stanford*	A	36-69	L
USC*	H	31-36	L
California*	A	27-33	L
California*	A (OT)	46-44	W
Stanford*	H	40-42	L
Stanford*	H	38-67	L
USC*	H	36-46	L
California*	H	37-33	W
California*	H	31-43	L
USC*	H	29-43	L

* Pacific Coast Conference game

1937-38

Overall: 4-20 **PCC: 0-12 (4th-South)**

Coach: Caddy Works

Opponent	Site	Score	W/L
Los Angeles Junior College	H	35-21	W
La Verne	H	27-25	W
Chico State	H	33-26	W
Oregon State	A	25-39	L
Oregon	A	26-47	L
Washington State	A	25-48	L
Washington State	A	31-40	L
Idaho	A	19-33	L
Idaho	A	21-30	L
Loyola Marymount	H	29-26	W
Indiana	H	33-42	L
Purdue	H	39-63	L
USC*	A	31-48	L
California*	H	37-39	L
California*	H	27-32	L
USC*	H	30-40	L
Stanford*	H	33-69	L
Stanford*	H	29-56	L
Stanford*	A	31-53	L
Stanford*	A	33-50	L
California*	A	21-32	L
California*	A	22-41	L
USC*	A	33-52	L
USC*	H	35-57	L

* Pacific Coast Conference game

1938-39

Overall: 7-20 **PCC: 0-12 (4th-South)**

Coach: Caddy Works

Opponent	Site	Score	W/L
Los Angeles City College	H	44-28	W
Pomona	H	51-34	W
La Verne	H	76-19	W
San Diego State	A	49-52	L
San Diego State	A	43-56	L
Idaho	H	29-36	L
Tulane	H	35-37	L
Long Beach Junior College	H	55-27	W
Los Angeles City College	H	47-41	W
Ohio State [1]	N	38-46	L
Nebraska [1]	N	30-35	L
Ohio State	H	57-59	L
Nebraska	H	42-40	W
Occidental	A	46-34	W
California*	H	39-54	L
California*	H	33-49	L
USC*	H	36-69	L
Pomona	A	35-43	L
Stanford*	A	44-56	L
Stanford*	A	21-47	L
USC*	H	49-59	L
California*	A	32-54	L
California*	A	22-42	L
Stanford*	H	32-38	L
Stanford*	H	33-37	L
USC*	H	35-43	L
USC*	H	26-57	L

* Pacific Coast Conference game
1 game played in Berkeley, Calif.

1939-40

Overall: 8-17 **PCC: 3-9 (4th-South)**

Coach: Wilbur Johns

Opponent	Site	Score	W/L
San Diego State	A	24-46	L
San Diego State	A	31-28	W
Bank of America	H	39-38	W
Santa Clara	A	21-36	L
San Jose State	A	46-33	W
San Jose State	A	31-40	L
North American Aviation	H	39-42	L
20th Century-Fox	H	33-39	L
UC Davis	H	34-32	W
New Mexico State	H	28-29	L
Saint Mary's	H	34-33	W
Loyola Marymount	H	36-40	L
Stanford*	A	38-53	L
Stanford*	A	36-40	L
USC*	A	32-50	L
Bank of America	H	29-51	L
California*	A	33-39	L
California*	A	34-32	W
USC*	A	26-60	L
Stanford*	H	42-51	L
Stanford*	H (OT)	42-37	W
California*	H	26-48	L
California*	H	35-33	W
USC*	H	26-32	L
USC*	H	35-47	L

* Pacific Coast Conference game

1940-41

Overall: 6-20 **PCC: 2-10 (4th-South)**

Coach: Wilbur Johns

Opponent	Site	Score	W/L
San Diego State	A	28-33	L
San Diego State	A	31-34	L
20th Century-Fox	A	26-38	L
DePaul	A	23-30	L
Western State	A	43-56	L
Bradley	A	49-52	L
Illinois State	A	21-37	L
Indiana	H	26-51	L
Loyola Marymount	H	39-38	W
Bradley	H	27-36	L
San Francisco	H	55-53	W
Saint Mary's	H	45-29	W
USC*	H	35-56	L
California*	H	32-42	L
California*	H	35-33	W

Bank of America	A	37-44	L
Stanford*	H	44-54	L
Stanford*	H	45-44	W
USC*	H	41-43	L
Saint Mary's	A	45-40	W
California*	A	32-54	L
California*	A	28-30	L
Stanford*	A	44-49	L
Stanford*	A	34-56	L
USC*	A	47-53	L
USC*	A	37-52	L

* Pacific Coast Conference game

1941-42

Overall: 5-18 **PCC: 2-10 (4th-South)**

Coach: Wilbur Johns

Opponent	Site	Score	W/L
Loyola Marymount	H	39-36	W
Creighton	A	18-34	L
Purdue	A	27-38	L
Indiana	A	33-47	L
Nebraska	A	42-36	W
Loyola-Chicago	H	45-53	L
Loyola Marymount	H	34-40	L
San Francisco	A	40-46	L
Santa Clara	A	67-52	W
USC*	H	51-59	L
20th Century-Fox	H	49-60	L
Stanford*	A	43-54	L
Stanford*	A	30-49	L
20th Century-Fox	A	54-55	L
California*	H	50-54	L
California*	H	50-34	W
USC*	A	30-42	L
Stanford*	H	30-42	L
Stanford*	H	28-36	L
California*	A	33-32	W
California*	A	43-51	L
USC*	H	44-63	L
USC*	H	35-49	L

* Pacific Coast Conference game

1942-43

Overall: 14-7 **PCC: 4-4 (T-2nd-South)**

Coach: Wilbur Johns

Opponent	Site	Score	W/L
Lockheed-Vega All-Stars	H	42-34	W
Loyola Marymount	A	38-17	W
Loyola Marymount	H	37-20	W
San Francisco	H	41-30	W
San Francisco	H	39-37	W
Whittier	H	(OT) 42-44	L
Los Alamitos Naval AB	H	68-43	W
Santa Ana Army AB	H	46-37	W
California*	H	49-40	W
20th Century-Fox	A	52-53	L
20th Century-Fox	H	43-37	W
USC*	A	49-60	L
USC*	A	39-51	L
Santa Ana Army AB	A	43-36	W
20th Century-Fox	A	39-44	L
St. Mary's Pre-Flight	H	41-38	W
Stanford*	H	60-57	W
Stanford*	A	41-60	L
California*	A	42-40	W
USC*	H	42-37	W
USC*	H	46-53	L

* Pacific Coast Conference game

1943-44

Overall: 10-10 **PCC: 3-3 (2nd-South)**

Coach: Wilbur Johns

Opponent	Site	Score	W/L
Pepperdine	H	36-48	L
Long Beach Ferry Command	A	18-23	L
Cal Tech	H	58-41	W
Occidental	H	52-34	W
Redlands	A	50-26	W
Redlands	H	56-39	W
Roosevelt Base	A	42-43	L
20th Century-Fox	H	41-49	L
Camp Santa Anita	H	47-40	W
USC*	H	33-19	W
Cal Tech	A	36-38	L
Occidental	A	44-42	W
USC*	A	41-48	L
March Field	H	32-34	L
California*	H	27-36	L
California*	A	24-36	L
Pepperdine	A	40-38	W
San Diego Naval TC	A	36-43	L
USC*	A	32-30	W
USC*	H	40-32	W

* Pacific Coast Conference game

1944-45

Overall: 12-12 **PCC: 3-1 (1st-South)**

Championships Won: PCC Southern Division

Coach: Wilbur Johns

Opponent	Site	Score	W/L
Los Angeles City College	H	44-30	W
Occidental	H	35-36	L
El Toro Marines	H	33-37	L
Pepperdine	A	33-36	L
San Diego Marines	A	29-53	L
Occidental	A	45-47	L
San Diego Navy	A	32-35	L
Santa Ana Army AB	A	35-47	L
Cal Tech	A	42-37	W
20th Century-Fox	H	56-76	L
USC*	A	25-53	L
Camp Ross	A	44-50	L
California*	A	37-26	W
San Diego Coast Guard	H	46-40	W
Pepperdine	H	41-28	W
March Field	H	57-50	W
USC*	H	41-36	W
San Diego Naval TC	H	40-37	W
Fairfield Skymasters	H	26-29	L
Cal Tech	H	29-28	W
Camp Ross	H	47-42	W
California*	H	50-44	W
USC	H	34-28	W
USC	A	20-37	L

* Pacific Coast Conference game



(left to right) Dave Minor, Don Barksdale and head coach Wilbur Johns

1945-46

Overall: 8-16 **PCC: 5-7 (3rd-South)**

Coach: Wilbur Johns

Date	Opponent	Site	Score	W/L
12/4	Carroll Shamrocks	H	31-34	L
12/7	Long Beach ATC	H	44-41	W
12/8	Pepperdine	H	37-47	L
12/11	Santa Ana Army Air Base	A	25-38	L
12/14	San Diego Naval TC	A	31-36	L
12/15	San Diego Dons	A	34-38	L
12/18	Camp Ross	A	33-47	L
12/21	Cal Tech	H	33-9	W
12/22	St. Mary's Pre-Flight	H	30-44	L
12/28	20th Century-Fox	H	40-45	L
12/30	Camp Ross	H	49-67	L
1/4	California*	A	33-45	L
1/5	California*	A	35-37	L
1/11	USC*	A	33-43	L
1/12	USC*	H	40-45	L
1/18	Stanford*	A	35-18	W
1/19	Stanford*	A	41-29	W
1/23	Long Beach Proctors	H	49-29	W
2/1	California*	H	37-50	L
2/2	California*	H	25-49	L
2/8	Stanford*	H	39-26	W
2/9	Stanford*	H	47-20	W
2/15	USC*	A	45-35	W
2/16	USC*	H	43-60	L

* Pacific Coast Conference game

1946-47

Overall: 18-7 **PCC: 9-3 (1st-South)**

Championships Won: PCC Southern Division

Coach: Wilbur Johns

Date	Opponent	Site	Score	W/L
12/6	UC Santa Barbara	H	32-18	W
12/7	San Francisco	H	43-30	W
12/13	Redlands	H	81-46	W
12/14	Santa Clara	H	49-54	L
12/20	Los Angeles Police	H	83-18	W
12/26	Wyoming [1]	N	54-41	W
12/28	St. Joseph's	A	50-48	W
12/30	New York University	A	49-66	L
1/2	Purdue	A	59-53	W
1/10	Stanford*	H	33-38	L
1/11	Stanford*	H	48-40	W
1/17	USC*	A	60-46	W
1/18	USC*	H	61-46	W
1/24	California*	A	52-45	W
1/25	California*	A	46-62	L
2/7	Carroll's Shamrocks	H	69-59	W
2/10	20th Century-Fox	H	66-58	W
2/14	California*	H	85-52	W
2/15	California*	H	72-59	W
2/21	Stanford*	A	56-39	W
2/22	Stanford*	A	53-68	L
2/28	USC*	A	71-66	W
3/1	USC*	H	66-54	W
3/7	Oregon State	A	52-69	L
3/8	Oregon State	A	46-63	L

* Pacific Coast Conference game
1 game played in Buffalo, N.Y.

1947-48

Overall: 12-13 **PCC: 3-9 (T-3rd-South)**

Coach: Wilbur Johns

Date	Opponent	Site	Score	W/L
11/28	Loyola Marymount	H	49-34	W
11/29	Loyola Marymount	H	53-24	W
12/5	Santa Clara	H	47-42	W
12/6	Santa Clara	H	50-55	L
12/12	Nevada	A	51-38	W
12/13	Oakland Bittners	A	63-67	L
12/16	20th Century-Fox	H	67-47	W
12/19	Baylor	H	42-45	L
12/20	College of Pacific	H	58-41	W
12/27	St. Joseph's	A	64-54	W
12/29	Long Island	A	66-64	W
1/1	Cornell	A	50-47	W
1/9	California*	H	49-58	L
1/10	Stanford*	H	55-47	W
1/16	USC*	H	42-56	L
1/17	USC*	A	51-50	W
1/24	Sacramento Senators	A	57-59	L
2/13	Stanford*	A	47-64	L
2/14	California*	A	44-62	L
2/20	Stanford*	H	47-55	L
2/21	California*	H	39-44	L

2/27	California*		A	37-41	L
2/28	Stanford*		A	48-46	W
3/5	USC*		H	57-68	L
3/6	USC*		A	46-62	L

* Pacific Coast Conference game

1948-49

Overall: 22-7 **PCC: 10-2 (1st-South)**
Championships Won: PCC Southern Division
Coach: John Wooden

Date	Opponent	AP Rk	Site	Score	W/L
12/3	UC Santa Barbara		H	43-37	W
12/4	Loyola Marymount		H	51-38	W
12/10	Saint Mary's [1]		N	61-58	W
12/11	San Francisco		A	61-57	W
12/17	Santa Clara		H	61-43	W
12/21	Northwestern		H	49-44	W
12/23	Wisconsin		H	46-49	L
12/27	Washington State [1]		N	54-44	W
12/28	Stanford [1]		N	47-55	L
12/30	Oregon State [1]		N	58-62	L
1/7	Stanford*		A	52-61	L
1/8	California*		A	63-54	W
1/14	USC*		H	74-68	W
1/15	USC*		A	52-59	L
1/28	Cal Poly		H	68-46	W
1/29	Fresno State		H	77-33	W
2/3	20th Century-Fox		H	73-55	W
2/5	Pittsburgh		H	51-48	W
2/11	California*		H	49-37	W
2/12	Stanford*	-/10	H	59-48	W
2/18	California*		A	45-42	W
2/19	Stanford*	-/20	A	59-46	W
2/25	Stanford*		H	56-50	W
2/26	California*		H	59-50	W
3/4	USC*		A	51-50	W
3/5	USC*		H	63-55	W
3/11	Oregon State	15/-	A	41-53	L
3/12	Oregon State	15/-	A	46-39	W
3/14	Oregon State	15/-	A	35-41	L

Final Polls: AP – 15

* Pacific Coast Conference game
1 game played in San Francisco, Calif.

1949-50

Overall: 24-7 **PCC: 10-2 (1st-South)**
Championships Won: PCC
Coach: John Wooden

Date	Opponent	AP Rk	Site	Score	W/L
12/3	Arizona State		H	83-55	W
12/9	San Diego State		H	65-36	W
12/10	Pepperdine		H	55-41	W
12/16	Santa Clara [1]		N	68-56	W
12/17	San Francisco		A	40-53	L
12/23	Illinois		A	65-63	W
12/26	La Salle		A	62-57	W
12/27	City College of N.Y.		A	60-53	W
12/29	Northwestern		A	58-64	L
12/30	Wisconsin		A	52-54	L
12/31	Marquette		A	68-52	W
1/6	California*	9/-	H	50-45	W
1/7	Stanford*	9/-	H	71-55	W
1/13	USC*	10/-	A	45-58	L
1/14	USC*	10/-	H	68-47	W
1/27	UC Santa Barbara	11/-	H	67-43	W
1/28	Cal Poly	11/-	H	69-38	W
2/3	Fresno State	13/-	H	93-43	W
2/4	Santa Clara	13/-	H	74-64	W
2/10	Stanford*	12/-	A	65-55	W
2/11	California*	12/-	A	54-47	W
2/17	Stanford*	10/-	H	69-59	W
2/18	California*	10/-	H	64-56	W
2/24	California*	7/-	A	46-44	W
2/25	Stanford*	7/-	A	62-57	W
3/3	USC*	6/-	H	43-45	L
3/4	USC*	6/-	A	74-57	W
3/10	Washington State	7/18	H	60-58	W
3/11	Washington State	7/18	H	52-49	W
3/24	Bradley [2]	7/1	N	59-73	L
3/25	BYU [3]	7/-	N	62-83	L

Final Polls: AP – 7

* Pacific Coast Conference game
1 game played in San Francisco, Calif.
2 NCAA Tournament
3 NCAA Tournament (West Regional, consolation game in Provo, Utah)

1950-51

Overall: 19-10 **PCC: 9-4 (T-1st-South)**
Championships Won: PCC Southern Division
Coach: John Wooden

Date	Opponent	AP Rk	Site	Score	W/L
12/2	Arizona State		H	79-49	W
12/8	Oregon		A	77-55	W
12/9	Oregon		A	54-72	L
12/15	Santa Clara		H	71-48	W
12/16	San Jose State		H	82-59	W
12/19	Bradley	9/2	A	74-79	L
12/21	Long Island	9/7	A	71-90	L
12/23	Iowa	9/-	A	63-80	L
12/28	Pittsburgh		H	68-44	W
12/30	LSU		H	95-66	W
1/5	Stanford*		A	78-73	W
1/6	Stanford*		A	71-74	L
1/12	USC*	-/19	A	34-53	L
1/13	USC*	-/19	A	57-44	W
1/26	Arizona [1]	-/14	N	69-63	W
1/27	San Francisco		A	75-42	W
2/2	UC Santa Barbara	19/-	H	76-55	W
2/3	Pepperdine	19/-	H	75-60	W
2/9	California*		A	60-62	L
2/10	California*		A	61-56	W
2/16	Stanford*		H	56-48	W
2/17	Stanford*		H	90-67	W
2/23	California*		H	75-57	W
2/24	California*		H	62-59	W
3/2	USC*	17/18	H	59-53	W
3/3	USC*	17/18	H	41-43	L
3/5	USC*	17/18	H	49-41	W
3/9	Washington	-/15	A	51-70	L
3/10	Washington	-/15	A	54-71	L

Final Polls: UPI – 16, AP – NR

* Pacific Coast Conference game
1 game played in San Francisco, Calif.

1951-52

Overall: 19-12 **PCC: 8-4 (1st-South)**
Championships Won: PCC Southern Division
Coach: John Wooden

Date	Opponent	AP Rk	Site	Score	W/L
12/1	Arizona State		H	85-56	W
12/7	Washington		A	52-60	L
12/8	Washington		A	61-76	L
12/14	San Francisco		H	64-55	W
12/15	West Texas State		H	64-57	W
12/21	Denver		H	60-58	W
12/22	Denver		H	60-51	W
12/26	Kentucky	16/1	A	53-84	L
12/28	Illinois	16/2	A	67-73	L
12/29	Bradley		A	67-66	W
1/4	Stanford*		H	81-63	W
1/5	Stanford*		H	71-73	L
1/11	USC*		A	55-48	W
1/12	USC*		A	67-58	W
1/18	California*		A	59-61	L
1/19	California*		A	51-54	L
2/1	Saint Mary's [1]		N	70-62	W
2/2	Santa Clara [1]		N	59-66	L
2/8	Pepperdine		H	72-70	W
2/9	Cal Poly		H	67-40	W
2/15	Stanford*		A	72-68	W
2/16	Stanford*		A	68-77	L
2/22	California*		H	67-54	W
2/23	California*		H	68-42	W
2/29	USC*		H	66-51	W
3/1	USC*		H	63-57	W
3/7	Washington	19/6	H	65-53	W
3/8	Washington	19/6	H	50-53	L
3/10	Washington	19/6	H	60-50	W
3/21	Santa Clara [2]	19/-	N	59-68	L
3/22	Oklahoma City [3]	19/-	N	53-55	L

Final Polls: UPI – 20 (tied), AP – 19

* Pacific Coast Conference game
1 game played in San Francisco, Calif.
2 NCAA Tournament
3 NCAA Tournament (West Regional, consolation game in Provo, Utah)

1952-53

Overall: 16-8 **PCC: 6-6 (3rd-South)**
Coach: John Wooden

Date	Opponent	AP Rk	Site	Score	W/L
12/5	Oregon State		A	73-63	W
12/6	Oregon State		A	58-43	W
12/12	Washington		H	49-53	L
12/13	Washington		H	54-47	W
12/19	Michigan State	12/-	A	60-55	W
12/20	Notre Dame [1]	12/7	N	60-68	L
12/22	Bradley	12/-	A	91-83	W
12/26	Oregon State	20/-	H	74-58	W
12/27	Oregon State	20/-	H	69-61	W
1/2	California*		H	68-72	L
1/3	California*		H	66-68	L
1/9	USC*	-/12	H	54-65	L
1/10	USC*	-/12	H	72-62	W
1/16	Stanford*	19/-	A	67-66	W
1/17	Stanford*	19/-	A	74-71	W
1/30	San Diego State		H	77-48	W
2/5	Bradley		H	79-73	W
2/6	UC Santa Barbara		H	91-50	W
2/13	California*	-/19	A	67-63	W
2/14	California*	-/19	A	62-70	L
2/20	Stanford*		H	75-50	W
2/21	Stanford*		H	66-58	W
2/27	USC*		A	65-66	L
2/28	USC*		A	64-76	L

Final Polls: UPI – NR, AP – NR

* Pacific Coast Conference game
1 game played in East Lansing, Mich.

1953-54

Overall: 18-7 **PCC: 7-5 (2nd-South)**
Coach: John Wooden

Date	Opponent	AP Rk	Site	Score	W/L
12/5	West Texas State		H	79-48	W
12/11	Arizona		H	90-45	W
12/12	Arizona		H	84-48	W
12/18	Denver	17/-	A	70-63	W
12/19	Denver	17/-	A	66-45	W
12/21	La Salle [1]	17/20	N	53-62	L
12/22	Duke [1]	13/-	N	72-67	W
12/26	Oregon	13/-	H	89-74	W
12/28	Oregon	13/-	H	79-53	W
12/30	Iowa	14/-	H	60-65	L
12/31	Michigan State	14/-	H	67-57	W
1/8	California*		A	53-62	L
1/9	California*		A	65-73	L
1/15	USC*		A	65-68	L
1/16	USC*		A	81-63	W
1/29	Oregon		H	66-56	W
1/30	Pepperdine		H	103-68	W
2/5	Stanford*		H	92-73	W
2/6	Stanford*		H	77-58	W
2/12	California*	-/14	H	82-54	W
2/13	California*	-/14	H	71-62	W
2/19	Stanford*		A	92-77	W
2/20	Stanford*		A	88-80	W
2/26	USC*	19/-	H	68-79	L
2/27	USC*	19/-	H	67-69	L

Final Polls: UPI – NR; AP – NR

* Pacific Coast Conference game
1 game played in Lexington, Ky.



John Moore

1954-55

Overall: 21-5 **PCC: 11-1 (1st-South)**

Championships Won: PCC Southern Division

Coach: John Wooden

Date	Opponent	AP Rk	Site	Score	W/L
12/4	Kansas State		H	86-57	W
12/10	Santa Clara	13/-	H	74-39	W
12/11	San Francisco	13/-	H	47-40	W
12/17	Santa Clara	8/-	A	65-58	W
12/18	San Francisco	8/-	A	44-56	L
12/21	Colorado	17/-	H	65-62	W
12/22	New Mexico	17/-	H	106-41	W
12/27	Niagara [1]	17/10	N	88-86	W
12/29	La Salle [1]	15/3	N	77-85	L
12/31	Dayton [1]	15/4	N	104-92	W
1/7	Stanford*	7/-	A	56-61	L
1/8	Stanford*	7/-	A	91-75	W
1/14	USC*	10/18	H	70-67	W
1/15	USC*	10/18	H	76-64	W
1/28	UC Santa Barbara	9/-	H	91-62	W
1/29	Cal Poly	9/-	H	84-55	W
2/4	California*	8/-	H	83-64	W
2/5	California*	8/-	H	84-63	W
2/11	Stanford*	8/-	H	85-63	W
2/12	Stanford*	8/-	H	72-59	W
2/18	California*	9/-	A	55-48	W
2/19	California*	9/-	A	84-76	W
2/25	USC* [2]	9/-	A	66-65	W
2/26	USC* [2]	9/-	A	75-55	W
3/4	Oregon State	9/14	A	75-82	L
3/5	Oregon State	9/14	A	64-83	L

Final Polls: UPI – 12, AP – 13

* Pacific Coast Conference game
1 game played in New York, N.Y.
2 game played in Long Beach, Calif.

1955-56

Overall: 22-6 **PCC: 16-0 (1st)**

Championships Won: PCC

Coach: John Wooden

Date	Opponent	AP Rk	Site	Score	W/L
12/2	BYU		A	58-75	L
12/3	BYU		A	65-67	L
12/9	Denver [1]	16/-	N	68-40	W
12/10	Purdue [1]	16/-	N	76-60	W
12/16	Nebraska		A	65-71	L
12/17	Wichita State		A	68-76	L
12/26	St. John's [2]		A	93-86	W
12/28	Duquesne [2]		N	72-57	W
12/30	San Francisco [2]	-/1	N	53-70	L
1/6	Idaho*		H	92-73	W
1/7	Idaho*		H	78-61	W
1/13	Washington State*		A	86-72	W
1/14	Washington State*		A	95-70	W
1/28	Arizona State		A	99-79	W
2/3	Washington*	20/-	H	61-60	W
2/4	Washington*	20/-	H	82-75	W
2/10	Stanford*	18/-	A	50-48	W
2/11	Stanford*	18/-	A	81-72	W
2/17	Oregon State*	20/-	A	77-56	W
2/18	Oregon State*	20/-	A	72-59	W
2/24	Oregon*	15/-	H	95-71	W
2/25	Oregon*	15/-	H	108-89	W
3/2	California*	13/-	H	85-80	W
3/3	California*	13/-	H	84-62	W
3/9	USC*	10/-	A	85-70	W
3/10	USC*	10/-	A	97-84	W
3/16	San Francisco [3]	10/1	N	61-72	L
3/17	Seattle University [4]	10/-	N	94-70	W

Final Polls: UPI – 9, AP – 8

* Pacific Coast Conference game
1 game played in Long Beach, Calif.
2 game played in New York, N.Y.
3 NCAA Tournament
4 NCAA Tournament (West Regional, consolation game in Provo, Utah)

1956-57

Overall: 22-4 **PCC: 13-3 (T-2nd)**

Coach: John Wooden

Date	Opponent	AP Rk	Site	Score	W/L
11/30	Nebraska		H	69-56	W
12/1	Nebraska		H	78-60	W
12/8	Santa Clara [1]		N	60-58	W
12/14	BYU		H	74-69	W
12/15	BYU		H	58-59	L
12/21	Missouri		H	77-54	W
12/22	Occidental		H	93-40	W
12/26	Saint Louis	-/5	A	72-66	W
12/28	Butler		A	82-71	W
12/29	Indiana		A	52-48	W
1/4	Idaho*	8/-	A	64-63	W
1/5	Idaho*	8/-	A	69-68	W
1/11	Washington State*	8/-	H	87-65	W
1/12	Washington State*	8/-	H	83-62	W
2/1	Oregon State* [2]	5/-	N	59-37	W
2/2	Oregon State* [2]	5/-	N	64-53	W
2/8	Washington*	5/-	A	68-65	W
2/9	Washington*	5/-	A	74-90	L
2/15	Stanford*	7/-	H	86-63	W
2/16	Stanford*	7/-	H	79-61	W
2/22	Oregon*	8/-	A	81-62	W
2/23	Oregon*	8/-	A	73-65	W
2/26	USC*	6/-	H	80-84	L
3/1	California*	6/-	A	71-66	W
3/2	California*	6/-	A	68-73	L
3/5	USC*	7/-	H	65-55	W

Final Polls: UPI – 9 (tied), AP – 14

* Pacific Coast Conference game
1 game played in Bakersfield, Calif.
2 game played in Long Beach, Calif.

1957-58

Overall: 16-10 **PCC: 10-6 (3rd)**

Coach: John Wooden

Date	Opponent	AP Rk	Site	Score	W/L
12/6	Saint Mary's		H	70-64	W
12/7	Oklahoma		H	65-53	W
12/13	DePauw	13/-	H	82-52	W
12/14	DePauw	13/-	H	73-48	W
12/18	Wichita State	13/-	A	68-83	L
12/20	Bradley	13/11	A	43-67	L
12/21	Evansville	13/-	A	76-83	L
12/27	Michigan State	-/8	H	61-63	L
12/28	Ohio State		H	98-78	W
1/3	Oregon*		A	64-58	W
1/4	Oregon State*	-/18	A	61-68	L
1/10	Oregon*		H	73-64	W
1/11	Idaho*		H	64-56	W
1/17	USC*		H	52-51	W
1/18	USC*		H	80-75	W
1/31	Santa Clara [1]		N	77-56	W
2/7	Washington State*		H	72-64	W
2/8	California*		H	58-61	L
2/14	Washington State*		A	64-44	W
2/15	Idaho*		A	67-73	L
2/17	Washington*		A	67-62	W
2/21	Stanford* [2]		N	46-43	W
2/22	Oregon State* [2]		N	61-77	L
2/28	California*	-/19	A	50-56	L
3/1	Stanford*		A	50-57	L
3/8	Washington*		H	89-68	W

Final Polls: UPI – NR, AP – NR

1 game played in Bakersfield, Calif.
2 game played in Long Beach, Calif.

1958-59

Overall: 16-9 **PCC: 10-6 (T-3rd)**

Coach: John Wooden

Date	Opponent	AP Rk	Site	Score	W/L
12/5	Saint Mary's [1]		N	59-62	L
12/6	Santa Clara [1]		N	42-56	L
12/12	Kansas	-/7	H	72-61	W
12/13	Iowa State		H	65-63	W
12/19	Colorado	19/-	H	58-48	W
12/20	Colorado	19/-	H	56-54	W
12/26	Santa Clara		H	47-49	L
12/27	Denver		H	71-57	W
1/2	Idaho*		A	62-53	W
1/3	Washington State*		A	54-71	L
1/5	Washington*		A	63-68	L
1/9	Washington State*		H	68-41	W
1/10	Oregon State*		H	73-62	W
1/16	USC*		H	57-53	W
1/17	USC*		H	65-63	W
1/30	UC Santa Barbara		H	63-59	W
2/6	California*	-/19	H	58-60	L
2/7	Idaho*		H	87-91	L
2/13	Stanford*		A	61-69	L
2/14	California*	-/18	A	51-64	L
2/20	Oregon*		H	70-53	W
2/21	Stanford*		H	64-51	W
2/27	Oregon State*		A	71-59	W
2/28	Oregon*		A	69-62	W
3/6	Washington*		H	56-55	W

Final Polls: UPI – NR, AP – NR

* Pacific Coast Conference game
1 game played in San Francisco, Calif.



Gary Cunningham

1959-60

Overall: 14-12 **AAWU: 7-5 (2nd)**

Coach: John Wooden

Date	Opponent	AP Rk	Site	Score	W/L
12/1	USC		H	47-45	W
12/4	Kentucky		H	66-68	L
12/5	Santa Clara		H	75-73	W
12/11	BYU		H	62-42	W
12/12	Oklahoma State		H	48-52	L
12/18	Purdue		A	74-75	L
12/19	Butler		A	73-79	L
12/21	Minnesota		A	73-72	W
12/28	Michigan [1]		H	93-68	W
12/29	West Virginia [1]	-/2	H	73-87	L
12/30	USC [1]		H	62-72	L
1/2	Washington*		H	57-55	W
1/4	Washington*		H	55-54	W
1/8	California*	-/2	A	47-59	L
1/15	USC*	-/10	H	63-62	W
1/29	Denver		A	68-71	L
1/30	Air Force		A	76-75	W
2/5	New Mexico State		H	66-56	W
2/6	Stanford*		H	67-54	W
2/12	Stanford*		A	58-52	W
2/13	California*	-/3	A	45-53	L
2/19	Stanford*		H	49-48	W
2/20	California*	-/3	H	57-67	L
2/27	Washington*		A	73-84	L
3/4	USC*		H	71-91	L
3/5	USC*		H	72-70	W

Final Polls: UPI – NR, AP – NR

* Athletic Association of Western Universities (AAWU) game
1 L.A. Classic (at Los Angeles Sports Arena)

1960-61

Overall: 18-8 **AAWU: 7-5 (2nd)**

Coach: John Wooden

Date	Opponent	AP Rk	Site	Score	W/L
12/2	Oklahoma State		A	58-64	L
12/3	Tulsa		A	94-74	W
12/9	Kansas State		H	83-73	W
12/10	New York University		H	93-69	W
12/16	Notre Dame	13/-	H	85-54	W
12/17	Butler	13/-	H	73-61	W
12/28	Michigan State [1]	16/-	H	98-61	W
12/29	Indiana [1]	16/4	H	94-72	W
12/30	Iowa [1]	16/-	H	65-71	L
1/6	Washington*	9/-	A	45-58	L
1/7	Washington*	9/-	A	62-58	W
1/13	Arizona	10/-	H	90-68	W
1/14	California*	10/-	H	54-46	W
1/27	Denver		H	85-64	W
1/28	Air Force		H	89-78	W
2/3	USC*	-/9	H	63-78	L
2/4	USC*	-/9	H	86-83	W
2/11	Stanford*		A	65-79	L
2/17	Kentucky		A	76-77	L
2/18	Loyola-Chicago		A	87-82	W
2/24	California*		A	65-66	L
2/25	Stanford*		A	70-56	W
3/3	USC*	-/10	H	85-86	L
3/4	Washington*		H	84-58	W
3/10	Stanford*		H	69-55	W
3/11	California*		H	59-55	W

Final Polls: UPI – NR, AP – NR

* Athletic Association of Western Universities (AAWU) game
1 L.A. Classic (at Los Angeles Sports Arena)

1961-62

Overall: 18-11 AAWU: 10-2 (1st)

Championships Won: NCAA Far West Regional, AAWU

Coach: John Wooden

Date	Opponent	AP Rk	Site	Score	W/L
12/1	BYU		A	66-68	L
12/2	BYU		A	83-86	L
12/9	Kansas		H	69-61	W
12/15	DePauw		H	91-62	W
12/16	Colorado State		H	68-69	L
12/20	Creighton		A	72-74	L
12/22	Houston		A	65-91	L
12/23	Texas A&M [1]		N	81-71	W
12/27	Army [2]		H	86-72	W
12/28	Ohio State [2]	-/1	H	84-105	L
12/29	Utah [2]		H	79-88	L
1/5	Washington*		H	72-57	W
1/6	Washington*		H	75-63	W
1/13	California*		A	71-60	W
1/26	Texas Tech [3]		H	89-60	W
1/27	Texas Tech [3]		H	87-58	W
2/2	USC*	-/5	H	73-59	W
2/10	Stanford* [3]		H	82-64	W
2/16	USC*		H	60-74	L
2/17	USC*		H	69-62	W
2/23	California*		H	68-62	W
2/24	Stanford*		H	75-65	W
3/2	Washington*		A	69-66	W
3/9	Stanford*		A	67-82	L
3/10	California*		A	66-54	W
3/16	Utah State [4]		N	73-62	W
3/17	Oregon State [4]		N	88-69	W
3/23	Cincinnati [5]	-/2	N	70-72	L
3/24	Wake Forest [6]		N	80-82	L

Final Polls: UPI – 17, AP – 19

* Athletic Association of Western Universities (AAWU) game
1 game played in Houston, Texas
2 L.A. Classic (at Los Angeles Sports Arena)
3 UCLA home game played at Santa Monica City College
4 NCAA Tournament
5 NCAA Tournament (Final Four)
6 NCAA Tournament (Final Four, consolation game)

1962-63

Overall: 20-9 AAWU: 8-5 (T-1st)

Championships Won: Co-AAWU, L.A. Classic

Coach: John Wooden

Date	Opponent	AP Rk	Site	Score	W/L
11/30	Denver		H	70-41	W
12/1	Santa Clara [1]		H	66-41	W
12/7	Colorado		A	60-82	L
12/8	Colorado State		A	65-66	L
12/14	Oklahoma [2]		H	101-64	W
12/15	Missouri [2]		H	72-55	W
12/18	Butler		A	81-68	W
12/20	Northwestern		A	70-63	W
12/22	Wisconsin		A	77-63	W
12/26	Utah State [3]		H	89-75	W
12/28	Saint Louis [3]		H	85-66	W
12/29	Colorado State [3]		H	68-64	W
1/4	Washington*	9/-	A	61-62	L
1/5	Washington*	9/-	A	63-67	L
1/12	California* [2]		H	63-58	W
1/25	Texas Tech		A	83-63	W
1/26	Texas Tech		A	103-80	W
2/1	USC*		H	77-65	W
2/2	USC*		H	86-72	W
2/9	Stanford*	-/10	A	78-86	L
2/22	Stanford*		A	69-73	L
2/23	California*		A	64-57	W
3/1	USC*		H	60-62	L
3/2	Washington* [2]		H	80-52	W
3/8	Stanford* [2]	-/9	H	64-54	W
3/9	California* [2]		H	72-53	W
3/13	Stanford* [2]		H	51-45	W
3/15	Arizona State [4]	-/4	N	79-93	L
3/16	San Francisco [5]		N	75-76	L

(Final Polls: UPI - 15; AP - NR)

* Athletic Association of Western Universities (AAWU) game
1 UCLA home game played in Men's Gym (on campus)
2 UCLA home game played at Santa Monica City College
3 L.A. Classic (at Los Angeles Sports Arena)
4 NCAA Tournament
5 NCAA Tournament (West Regional, consolation game in Provo, Utah)



Jack Hirsch

1963-64

Overall: 30-0 AAWU: 15-0 (1st)

Championships Won: NCAA, AAWU, L.A. Classic

Coach: John Wooden

Date	Opponent	AP Rk	Site	Score	W/L
12/6	BYU		H	113-71	W
12/7	Butler		H	80-65	W
12/13	Kansas State [1]		N	78-75	W
12/14	Kansas [2]		N	74-54	W
12/20	Baylor [3]	6/-	N	112-61	W
12/21	Creighton [3]	6/-	N	95-79	W
12/26	Yale [4]	4/-	H	95-65	W
12/27	Michigan [4]	4/3	H	98-80	W
12/28	Illinois [4]	4/-	H	83-79	W
1/3	Washington State*	2/-	A	88-83	W
1/4	Washington State*	2/-	A	121-77	W
1/10	USC*	1/-	H	79-59	W
1/11	USC*	1/-	H	78-71	W
1/17	Stanford*	1/-	H	84-71	W
1/18	Stanford* [5]	1/-	H	80-61	W
1/31	UC Santa Barbara	1/-	A	107-76	W
2/1	UC Santa Barbara [5]	1/-	H	87-59	W
2/7	California*	1/-	A	87-67	W
2/8	California*	1/-	A	58-56	W
2/14	Washington*	1/-	H	73-58	W
2/15	Washington*	1/-	H	88-60	W
2/22	Stanford*	1/-	A	100-88	W
2/24	Washington*	1/-	A	78-64	W
2/29	Washington State*	1/-	H	93-56	W
3/2	California*	1/-	H	87-57	W
3/6	USC*	1/-	H	91-81	W
3/13	Seattle [6]	1/-	N	95-90	W
3/14	San Francisco [6]	1/-	N	76-72	W
3/20	Kansas State [7]	1/-	N	90-84	W
3/21	Duke [7]	1/3	N	98-83	W

Final Polls: UPI – 1, AP – 1

* Athletic Association of Western Universities (AAWU) game
1 game played in Lawrence, Kan.
2 game played in Manhattan, Kan.
3 game played in Long Beach, Calif.
4 L.A. Classic (Los Angeles Sports Arena)
5 UCLA home game played at Santa Monica City College
6 NCAA Tournament
7 NCAA Tournament (Final Four)

1964-65

Overall: 28-2 AAWU: 14-0 (1st)

Championships Won: NCAA, AAWU, L.A. Classic, Milwaukee Classic

Coach: John Wooden

Date	Opponent	AP Rk	Site	Score	W/L
12/4	Illinois	2/-	A	83-110	L
12/5	Indiana State	2/-	A	112-76	W
12/11	Arizona State	7/-	H	107-76	W
12/12	Oklahoma State	7/-	H	68-52	W
12/18	Marquette [1]	5/-	A	61-52	W
12/19	Boston College [1]	5/-	N	115-93	W
12/22	USC	4/-	A	84-75	W
12/28	Arizona [2]	4/-	H	99-79	W
12/29	Minnesota [2]	4/-	H	93-77	W
12/30	Utah [2]	4/-	H	104-74	W
1/8	Oregon*	1/-	A	91-74	W
1/9	Oregon State*	1/-	A	83-53	W
1/15	California*	1/-	H	76-54	W
1/16	Stanford*	1/-	H	80-66	W
1/29	Iowa [3]	1/-	N	82-87	L
1/30	Loyola-Chicago	1/-	A	85-72	W
2/5	Washington State*	2/-	H	93-41	W
2/6	Washington*	2/-	H	78-75	W
2/12	Washington*	2/-	A	83-73	W
2/13	Washington State*	2/-	A	70-68	W
2/19	Oregon State*	2/-	H	73-55	W
2/20	Oregon*	2/-	H	74-64	W
2/26	Stanford*	2/-	A	83-67	W
2/27	California*	2/-	A	83-68	W
3/5	USC*	2/-	H	77-71	W
3/6	USC*	2/-	H	52-50	W
3/12	BYU [4]	2/-	A	100-76	W
3/13	San Francisco [4]	2/-	N	101-93	W
3/19	Wichita State [5]	2/-	N	108-89	W
3/20	Michigan [5]	2/1	N	91-80	W

Final Polls: UPI – 2, AP – 2

* Athletic Association of Western Universities (AAWU) game
1 Milwaukee Classic (Milwaukee, Wis.)
2 L.A. Classic (Los Angeles Sports Arena)
3 game played at Chicago Stadium (Chicago, Ill.)
4 NCAA Tournament
5 NCAA Tournament (Final Four)

1964-65 NCAA Champions

1965-66

Overall: 18-8 AAWU: 10-4 (2nd)

Championships Won: Los Angeles Classic

Coach: John Wooden

Date	Opponent	AP Rk	Site	Score	W/L
12/3	Ohio State	1/-	H	92-66	W
12/4	Illinois	1/-	H	97-79	W
12/10	Duke	1/6	A	66-82	L
12/11	Duke [1]	1/6	N	75-94	L
12/17	Kansas	8/4	H	78-71	W
12/18	Cincinnati [2]	8/-	N	76-82	L
12/21	USC		A	86-67	W
12/27	LSU [2]		N	95-89	W
12/29	Purdue [2]		N	82-70	W
12/30	USC [2]		A	94-76	W
1/7	Oregon State*	10/-	H	79-35	W
1/8	Oregon*	10/-	H	97-65	W
1/14	California*	9/-	A	75-66	W
1/15	Stanford*	9/-	A	69-74	L
1/28	Loyola-Chicago	10/7	A	96-102	L
1/31	Arizona*	10/-	H	84-67	W
2/5	Washington State*		A	83-84	L
2/7	Washington*		A	89-67	W
2/11	Washington State*		H	88-61	W
2/12	Washington*		H	100-71	W
2/18	Oregon State*		A	51-64	L
2/19	Oregon*		A	72-79	L
2/25	California*		H	95-79	W
2/26	Stanford*		H	70-58	W
3/4	USC*		H	94-79	W
3/5	USC*		A	99-62	W

Final Polls: UPI – NR, AP – NR

* Athletic Association of Western Universities (AAWU) game
1 game played in Charlotte, N.C.
2 L.A. Classic (Los Angeles Sports Arena)

1966-67

Overall: 30-0 AAWU: 14-0 (1st)

Championships Won: NCAA, AAWU, L.A. Classic

Coach: John Wooden

Date	Opponent	AP Rk	Site	Score	W/L
12/3	USC	1/-	H	105-90	W
12/9	Duke	1/7	H	88-54	W
12/10	Duke	1/7	H	107-87	W
12/22	Colorado State	1/-	H	84-74	W
12/23	Notre Dame	1/-	H	96-67	W
12/28	Wisconsin [1]	1/-	H	100-56	W
12/29	Georgia Tech [1]	1/-	H	91-72	W
12/30	USC [1]	1/-	H	107-83	W
1/7	Washington State*	1/-	A	76-67	W
1/9	Washington*	1/-	A	83-68	W
1/13	California*	1/-	H	96-78	W
1/14	Stanford*	1/-	H	116-78	W
1/20	Portland	1/-	H	122-57	W
1/21	UC Santa Barbara	1/-	H	119-75	W
1/28	Loyola-Chicago	1/-	A	82-67	W
1/29	Illinois [2]	1/-	A	120-82	W
2/4	USC*	1/-	A (OT)	40-35	W
2/10	Oregon State*	1/-	H	76-44	W
2/11	Oregon*	1/-	H	100-66	W
2/17	Oregon*	1/-	A	34-25	W
2/18	Oregon State*	1/-	A	72-50	W

1966-67 NCAA Champions

2/24	Washington*	1/-	H	71-43	W
2/25	Washington State*	1/-	H	100-78	W
3/3	Stanford*	1/-	A	75-47	W
3/4	California*	1/-	A	103-66	W
3/11	USC*	1/-	H	83-55	W
3/17	Wyoming [3]	1/-	N	109-60	W
3/18	Pacific [3]	1/-	N	80-64	W
3/24	Houston [4]	1/7	N	73-58	W
3/25	Dayton [4]	1/-	N	79-64	W

Final Polls: UPI – 1, AP – 1

* Athletic Association of Western Universities (AAWU) game
1 L.A. Classic (Los Angeles Sports Arena)
2 game played at Chicago Stadium (Chicago, Ill.)
3 NCAA Tournament
4 NCAA Tournament (Final Four)

1967-68

Overall: 29-1 AAWU: 14-0 (1st)
Championships Won: NCAA, AAWU, L.A. Classic
Coach: John Wooden

Date	Opponent	AP Rk	Site	Score	W/L
12/2	Purdue	1/-	A	73-71	W
12/8	Wichita State	1/-	H	120-86	W
12/9	Iowa State	1/-	H	121-80	W
12/22	Bradley	1/10	H	109-73	W
12/23	Notre Dame	1/-	H	114-63	W
12/27	Minnesota [1]	1/-	N	95-55	W
12/29	Saint Louis [1]	1/-	N	108-67	W
12/30	Wyoming [1]	1/-	N	104-71	W
1/5	Washington State*	1/-	H	97-69	W
1/6	Washington*	1/-	H	93-65	W
1/12	California*	1/-	A	94-64	W
1/13	Stanford*	1/-	A	75-63	W
1/18	Portland	1/-	H	93-69	W
1/20	Houston [2]	1/2	N	69-71	L
1/26	Holy Cross [3]	2/-	N	90-67	W
1/27	Boston College [3]	2/-	N	84-77	W
2/3	USC*	2/-	H	101-67	W
2/9	Oregon State*	2/-	A	55-52	W
2/10	Oregon*	2/-	A	104-63	W
2/16	Oregon*	2/-	H	119-78	W
2/17	Oregon State*	2/-	H	88-71	W
2/24	Washington*	2/-	A	84-64	W
2/26	Washington State*	2/-	A	101-70	W
3/1	Stanford*	2/-	H	100-62	W
3/2	California*	2/-	H	115-71	W
3/9	USC*	2/-	A	72-64	W
3/15	New Mexico State [4]	2/-	N	58-49	W
3/16	Santa Clara [4]	2/-	N	87-66	W
3/22	Houston [5]	2/1	N	101-69	W
3/23	North Carolina [5]	2/4	N	78-55	W

Final Polls: UPI – 2, AP – 2

* Athletic Association of Western Universities (AAWU) game
1 L.A. Classic (Los Angeles Sports Arena)
2 game played at Houston Astrodome (Houston, Texas)
3 game played at Madison Square Garden (New York, N.Y.)
4 NCAA Tournament
5 NCAA Tournament (Final Four)

1968-69

Overall: 29-1 Pacific-8: 13-1 (1st)
Championships Won: NCAA, Pacific-8, ECAC Holiday Festival
Coach: John Wooden

Date	Opponent	AP Rk	Site	Score	W/L
11/30	Purdue	1/10	H	94-82	W
12/6	Ohio State	1/13	A	84-73	W
12/7	Notre Dame	1/5	A	88-75	W
12/20	Minnesota	1/-	H	90-51	W
12/21	West Virginia	1/-	H	95-56	W
12/27	Providence [1]	1/-	N	98-81	W
12/28	Princeton [1]	1/-	N	83-67	W
12/30	St. John's [1]	1/-	A	74-56	W
1/4	Tulane	1/-	H	96-64	W
1/10	Oregon*	1/-	A	93-64	W
1/11	Oregon State*	1/-	A	83-64	W
1/18	Houston	1/-	H	100-64	W
1/24	Northwestern [2]	1/-	N	81-67	W
1/25	Loyola-Chicago	1/-	A	84-65	W
1/31	California*	1/-	H	109-74	W
2/1	Stanford*	1/-	H	98-61	W
2/7	Washington*	1/-	H	62-51	W
2/8	Washington State*	1/-	H	108-80	W
2/15	Washington State*	1/-	A	83-59	W
2/17	Washington*	1/-	A	53-44	W
2/21	Oregon State*	1/-	H	91-66	W
2/22	Oregon*	1/-	H	103-69	W
2/28	Stanford*	1/-	A	81-60	W
3/1	California*	1/-	A	84-77	W
3/7	USC*	1/-	A (2OT)	61-55	W
3/8	USC*	1/-	H	44-46	L
3/13	New Mexico State [3]	1/12	H	53-38	W
3/15	Santa Clara [3]	1/3	H	90-52	W
3/20	Drake [4]	1/11	N	85-82	W
3/22	Purdue [4]	1/6	N	92-72	W

Final Polls: UPI – 1, AP – 1

* Pac-8 Conference game
1 ECAC Holiday Festival (New York, N.Y.)
2 game played at Chicago Stadium (Chicago, Ill.)
3 NCAA Tournament
4 NCAA Tournament (Final Four)

1969-70

Overall: 28-2 Pacific-8: 12-2 (1st)
Championships Won: NCAA, Pacific-8, Bruin Classic
Coach: John Wooden

Date	Opponent	AP Rk	Site	Score	W/L
12/1	Arizona	4/-	H	90-65	W
12/6	Minnesota	4/-	A	72-71	W
12/12	Miami (Florida)	2/-	H	127-69	W
12/13	LSU	2/-	H	133-84	W
12/23	Texas	2/-	H	99-54	W
12/27	Georgia Tech [1]	2/-	H	121-90	W
12/29	Princeton [1]	2/-	H	76-75	W
1/3	Notre Dame	2/13	H	108-77	W
1/9	Oregon*	1/-	H	75-58	W
1/10	Oregon State*	1/-	H	72-71	W
1/16	Bradley [2]	1/-	N	61-58	W
1/17	Loyola-Chicago	1/-	A	94-72	W
1/23	UC Santa Barbara	1/-	H	89-80	W
1/24	Wyoming	1/-	H	115-77	W
1/30	California*	1/-	A	87-72	W
1/31	Stanford*	1/-	A	102-84	W
2/7	Washington*	1/-	A	66-56	W
2/9	Washington State*	1/-	A	72-70	W
2/13	Washington State*	1/-	H	95-61	W
2/14	Washington*	1/-	H	101-85	W
2/20	Oregon State*	1/-	A	71-56	W
2/21	Oregon*	1/-	A	65-78	L
2/27	Stanford*	2/-	H	120-90	W
2/28	California*	2/-	H	109-95	W
3/6	USC*	1/-	H	86-87	L
3/7	USC*	1/-	A	91-78	W
3/12	Long Beach State [3]	2/-	N	88-65	W
3/14	Utah State [3]	2/16	N	101-79	W
3/19	New Mexico St. [4]	2/5	N	93-77	W
3/21	Jacksonville [4]	2/4	N	80-69	W

Final Polls: UPI – 2, AP – 2

* Pac-8 Conference game
1 Bruin Classic (Pauley Pavilion)
2 game played at Chicago Stadium (Chicago, Ill.)
3 NCAA Tournament
4 NCAA Tournament (Final Four)

1970-71

Overall: 29-1 Pacific-8: 14-0 (1st)
Championships Won: NCAA, Pacific-8, Steel Bowl
Coach: John Wooden

Date	Opponent	AP Rk	Site	Score	W/L
12/4	Baylor	1/-	H	108-77	W
12/5	Rice	1/-	H	124-78	W
12/11	Pacific	1/-	H	100-88	W
12/12	Tulsa	1/-	H	95-75	W
12/22	Missouri	1/-	H	94-75	W
12/23	Saint Louis	1/-	H	79-65	W
12/29	William and Mary [1]	1/-	N	90-71	W
12/30	Pittsburgh [1]	1/-	A	77-65	W
1/2	Dayton	1/-	H	106-82	W
1/8	Washington*	1/-	H	78-69	W
1/9	Washington State*	1/-	H	95-71	W
1/15	Stanford*	1/-	A	58-53	W
1/16	California*	1/-	A	94-76	W
1/22	Loyola-Chicago	1/-	A	87-62	W
1/23	Notre Dame	1/9	A	82-89	L
1/30	UC Santa Barbara	2/-	H	74-61	W
2/6	USC*	3/2	A	64-60	W
2/12	Oregon*	1/-	A	69-68	W
2/13	Oregon State*	1/-	A	67-65	W
2/19	Oregon State*	1/-	H	94-64	W
2/20	Oregon*	1/-	H	74-67	W
2/27	Washington State*	1/-	A	57-53	W
3/1	Washington*	1/-	A	71-69	W
3/5	California*	1/-	H	103-69	W
3/6	Stanford*	1/-	H	107-72	W
3/13	USC*	1/3	H	73-62	W
3/18	BYU [2]	1/20	N	91-73	W
3/20	Long Beach State [2]	1/16	N	57-55	W
3/25	Kansas [3]	1/4	N	68-60	W
3/27	Villanova [3]	1/19	N	68-62	W

Final Polls: UPI – 1, AP – 1

* Pac-8 Conference game
1 Steel Bowl (Pittsburgh, Pa.)
2 NCAA Tournament
3 NCAA Tournament (Final Four)

1971-72

Overall: 30-0 Pacific-8: 14-0 (1st)
Championships Won: NCAA, Pacific-8, Bruin Classic
Coach: John Wooden

Date	Opponent	AP Rk	Site	Score	W/L
12/3	The Citadel	1/-	H	105-49	W
12/4	Iowa	1/-	H	106-72	W
12/10	Iowa State	1/-	H	110-81	W
12/11	Texas A&M	1/-	H	117-53	W
12/22	Notre Dame	1/-	H	114-56	W
12/23	TCU	1/-	H	119-81	W
12/29	Texas [1]	1/-	H	115-65	W
12/30	Ohio State [1]	1/6	H	79-53	W
1/7	Oregon State*	1/-	A	78-72	W
1/8	Oregon*	1/-	A	93-68	W
1/14	Stanford*	1/-	H	118-79	W
1/15	California*	1/-	H	82-43	W
1/21	Santa Clara	1/-	H	92-57	W
1/22	Denver	1/-	H	108-61	W
1/28	Loyola-Chicago	1/-	A	92-64	W
1/29	Notre Dame	1/-	A	57-32	W
2/5	USC*	1/-	H	81-56	W
2/11	Washington State*	1/-	H	89-58	W
2/12	Washington*	1/-	H	109-70	W
2/19	Washington*	1/-	A	100-83	W
2/21	Washington State*	1/-	A	85-55	W
2/25	Oregon*	1/-	H	92-70	W
2/26	Oregon State*	1/-	H	91-72	W
3/3	California*	1/-	A	85-71	W
3/4	Stanford*	1/-	A	102-73	W
3/10	USC*	1/-	A	79-66	W
3/16	Weber State [2]	1/-	N	90-58	W
3/18	Long Beach State [2]	1/5	N	73-57	W
3/23	Louisville [3]	1/4	N	96-77	W
3/25	Florida State [3]	1/10	N	81-76	W

Final Polls: UPI – 1, AP – 1

* Pac-8 Conference game
1 Bruin Classic (Pauley Pavilion)
2 NCAA Tournament
3 NCAA Tournament (Final Four)

1972-73

Overall: 30-0 Pacific-8: 14-0 (1st)
Championships Won: NCAA, Pac-8, Sugar Bowl Tourney
Coach: John Wooden

Date	Opponent	AP Rk	Site	Score	W/L
11/25	Wisconsin	1/-	H	94-53	W
12/1	Bradley	1/-	H	73-38	W
12/2	Pacific	1/-	H	81-48	W
12/16	UC Santa Barbara	1/-	H	98-67	W
12/22	Pittsburgh	1/-	H	89-73	W
12/23	Notre Dame	1/-	H	82-56	W
12/29	Drake [1]	1/-	N	85-72	W
12/30	Illinois [1]	1/-	N	71-64	W
1/5	Oregon*	1/-	H	64-38	W
1/6	Oregon State*	1/-	H	87-61	W
1/12	Stanford*	1/-	A	82-67	W
1/13	California*	1/-	A	69-50	W
1/19	San Francisco	1/10	H	92-64	W
1/20	Providence	1/9	H	101-77	W
1/25	Loyola-Chicago	1/-	A	87-73	W
1/27	Notre Dame	1/-	A	82-63	W
2/3	USC*	1/20	A	79-56	W
2/10	Washington State*	1/-	A	88-50	W

2/12	Washington*	1/-	A	76-67	W
2/16	Washington*	1/-	H	93-62	W
2/17	Washington State*	1/-	H	96-64	W
2/22	Oregon*	1/-	A	72-61	W
2/24	Oregon State*	1/-	A	73-67	W
3/2	California*	1/-	H	90-65	W
3/3	Stanford*	1/-	H	51-45	W
3/10	USC*	1/-	H	76-56	W
3/15	Arizona State [2]	1/16	H	98-81	W
3/17	San Francisco [2]	1/20	H	54-39	W
3/24	Indiana [3]	1/6	N	70-59	W
3/26	Memphis [3]	1/-	N	87-66	W

Final Polls: UPI – 1, AP – 1

* Pac-8 Conference game
1 Sugar Bowl Tournament (New Orleans, La.)
2 NCAA Tournament
3 NCAA Tournament (Final Four)

1973-74

Overall: 26-4 Pacific-8: 12-2 (1st)
Championships Won: Pacific-8, Bruin Classic
Coach: John Wooden

Date	Opponent	AP Rk	Site	Score	W/L
11/30	Arkansas	1/-	H	101-79	W
12/1	Maryland	1/4	H	65-64	W
12/8	SMU	1/-	H	77-60	W
12/15	N.C. State [1]	1/2	N	84-66	W
12/21	Ohio	1/-	H	110-63	W
12/22	St. Bonaventure	1/-	H	111-59	W
12/28	Wyoming [2]	1/-	H	86-58	W
12/29	Michigan [2]	1/-	H	90-70	W
1/5	Washington*	1/-	A	100-48	W
1/7	Washington State*	1/-	A	55-45	W
1/11	California*	1/-	H	92-56	W
1/12	Stanford*	1/-	H	66-52	W
1/17	Iowa [3]	1/-	N	68-44	W
1/19	Notre Dame	1/2	A	70-71	L
1/25	Santa Clara	2/-	H	96-54	W
1/26	Notre Dame	2/1	H	94-75	W
2/2	USC*	1/11	H	65-54	W
2/8	Oregon*	1/-	H	84-66	W
2/9	Oregon State*	1/-	H	80-75	W
2/15	Oregon State*	1/-	A	57-61	L
2/16	Oregon*	1/-	A	51-56	L
2/22	Washington State*	3/-	H	93-68	W
2/23	Washington*	3/-	H	99-65	W
3/1	California* [4]	3/-	A	83-60	W
3/2	Stanford*	3/-	A	62-60	W
3/9	USC*	3/7	A	82-52	W
3/14	Dayton [5]	2/20	N (3OT)	111-100	W
3/16	San Francisco [5]	2/-	N	83-60	W
3/23	N.C. State [6]	2/10	N (2OT)	77-80	L
3/25	Kansas [7]	2/6	N	78-61	W

Final Polls: UPI – 2, AP – 2

* Pac-8 Conference game
1 game played in St. Louis, Mo.
2 Bruin Classic (Pauley Pavilion)
3 game played in Chicago, Ill.
4 game played in Oakland, Calif.
5 NCAA Tournament
6 NCAA Tournament (Final Four)
7 NCAA Tournament (Final Four, consolation game)

1974-75

Overall: 28-3 Pacific-8: 12-2 (1st)
Championships Won: NCAA, Pacific-8, Maryland Invite
Coach: John Wooden

Date	Opponent	AP Rk	Site	Score	W/L
11/29	Wichita State	2/-	H	85-74	W
11/30	DePaul	2/-	H	79-64	W
12/6	Loyola-Chicago	2/-	H	84-67	W
12/7	Oklahoma State	2/-	H	82-51	W
12/20	Memphis	3/-	H	113-94	W
12/21	Notre Dame	3/12	H	85-72	W
12/27	St. Bonaventure [1]	3/-	N	78-62	W
12/28	Maryland [1]	3/5	A	81-75	W
1/3	Davidson	3/-	H	91-64	W
1/4	Oklahoma	3/-	H	111-66	W
1/9	Washington*	2/-	H	92-82	W
1/11	Washington State*	2/-	H	77-69	W
1/17	Stanford*	2/-	A	60-64	L
1/18	California*	2/-	A	102-72	W
1/23	UC Santa Barbara	4/-	H	104-76	W
1/25	Notre Dame	4/-	A	78-84	L
2/1	USC*	4/6	H	89-84	W
2/7	Oregon State*	2/-	A	67-60	W
2/8	Oregon*	2/9	A	107-103	W
2/14	Oregon*	2/13	H	96-66	W
2/15	Oregon State*	2/17	H	74-62	W
2/20	Washington State*	2/-	A	69-61	W
2/22	Washington*	2/-	A	81-103	L
2/28	California*	5/-	H	51-47	W
3/1	Stanford*	5/-	H	93-59	W
3/8	USC*	4/-	A	72-68	W
3/15	Michigan [2]	2/-	N (OT)	103-91	W
3/20	Montana [2]	2/-	N	67-64	W
3/22	Arizona State [2]	2/7	N	89-75	W
3/29	Louisville [3]	1/4	N (OT)	75-74	W
3/31	Kentucky [3]	1/2	N	92-85	W

Final Polls: UPI – 2; AP – 1

* Pac-8 Conference game
1 Maryland Invitational (College Park, Md.)
2 NCAA Tournament
3 NCAA Tournament (Final Four)

1975-76

Overall: 28-4 Pacific-8: 13-1 (1st)
Championships Won: Pacific-8, Bruin Classic
Coach: Gene Bartow

Date	Opponent	AP Rk	Site	Score	W/L
11/29	Indiana [1]	2/1	N	64-84	L
12/5	San Jose State	5/-	H	90-60	W
12/6	Southern Illinois	5/-	H	81-60	W
12/15	San Diego State	5/-	H	101-86	W
12/18	Missouri	6/-	H	83-71	W
12/20	Seattle University	6/-	H	106-72	W
12/23	Baylor	4/-	H	96-75	W
12/29	Santa Clara [2]	4/-	H	52-48	W
12/30	Purdue [2]	4/-	H	99-86	W
1/2	Denver	4/-	H	111-79	W
1/3	Notre Dame	4/5	H	86-70	W
1/8	Oregon*	3/-	A	62-61	W
1/10	Oregon State*	3/-	A	58-75	W*
1/16	Stanford*	8/-	H	68-67	W
1/17	California*	8/-	H	80-71	W
1/22	UC Santa Barbara	6/-	H	64-50	W
1/24	Notre Dame	6/15	A	85-95	L
1/31	USC*	12/-	H	68-62	W
2/5	Washington*	9/6	A	92-87	W
2/7	Washington State*	9/-	A	91-71	W
2/12	Washington State*	6/-	H	104-78	W
2/14	Washington*	6/9	H	78-76	W
2/19	Oregon State*	5/-	H	78-69	W
2/21	Oregon*	5/-	H	45-65	L
2/27	California*	9/-	A	113-93	W
2/28	Stanford*	9/-	A	120-74	W
3/6	USC*	7/-	A	87-73	W
3/13	San Diego State [3]	6/-	N	74-64	W
3/18	Pepperdine [3]	5/20	H	70-61	W
3/20	Arizona [3]	5/15	H	82-66	W
3/27	Indiana [4]	5/1	N	51-65	L
3/29	Rutgers [5]	5/4	N	106-92	W

(Final Polls: UPI – 5, AP – 5

* Pac-8 Conference game
1 game played in St. Louis, Mo.
2 Bruin Classic (Pauley Pavilion)
3 NCAA Tournament
4 NCAA Tournament (Final Four)
5 NCAA Tournament (Final Four, consolation game)

1976-77

Overall: 24-5 Pacific-8: 11-3 (1st)
Championships Won: Pacific-8
Coach: Gene Bartow

Date	Opponent	AP Rk	Site	Score	W/L
11/26	San Diego State	4/-	H	74-64	W
11/27	DePaul	4/18	H	76-69	W
12/1	Jacksonville	3/-	H	99-68	W
12/11	Notre Dame	3/7	H	63-66	L
12/17	Rice	9/-	H	107-60	W
12/18	Tulsa	9/-	H	110-85	W
12/22	San Jose State	8/-	H	89-74	W
12/23	William and Mary	8/-	H	59-55	W
12/28	SMU	8/-	H	99-71	W
12/29	Utah State	8/-	H	88-68	W
1/2	Houston	8/-	H	96-83	W
1/7	Oregon*	7/-	H	60-61	L
1/8	Oregon State*	7/-	H	83-66	W
1/13	California*	12/-	A	82-74	W
1/15	Stanford*	12/-	A	100-86	W
1/23	Notre Dame	10/-	A	70-65	W
1/28	USC*	8/-	H	77-59	W
1/30	Tennessee [1]	8/7	N	103-89	W
2/3	Washington*	2/-	H	75-65	W
2/5	Washington State*	2/-	H	72-59	W
2/10	Washington State*	2/-	A	65-62	W
2/12	Washington*	2/-	A	73-78	L
2/17	Oregon State*	3/-	A	89-76	W
2/19	Oregon*	3/-	A	55-65	L
2/24	Stanford*	5/-	H	114-83	W
2/26	California*	5/-	H	91-69	W
3/5	USC*	4/-	A	78-69	W
3/12	Louisville [2]	2/14	N	87-79	W
3/17	Idaho State [2]	2/-	N	75-76	L

Final Polls: UPI – 4, AP – 2

* Pac-8 Conference game
1 game played in Atlanta, Ga.
2 NCAA Tournament

1977-78

Overall: 25-3 Pacific-8: 14-0 (1st)
Championships Won: Pacific-8
Coach: Gary Cunningham

Date	Opponent	AP Rk	Site	Score	W/L
11/26	BYU	6/-	H	75-73	W
11/27	Seattle University	6/-	H	106-73	W
12/2	Colorado	6/-	H	104-70	W
12/3	Santa Clara	6/-	H	88-79	W
12/10	Notre Dame	5/3	H	66-69	L
12/16	Southern Illinois	8/-	H	90-75	W
12/17	UC Santa Barbara	8/-	H	71-55	W
12/22	San Jose State	7/-	H	109-69	W
12/23	New Mexico State	7/-	H	86-67	W
12/29	Arizona	8/-	H	85-63	W
1/6	Washington*	7/-	A	79-60	W
1/8	Washington State*	7/-	A	70-55	W
1/13	Oregon*	7/-	H	90-72	W
1/14	Oregon State*	7/-	H	77-60	W
1/22	Notre Dame	3/7	A	73-75	L
1/28	USC*	6/-	H	83-71	W
2/2	Stanford*	5/-	H	101-64	W
2/4	California*	5/-	H	94-75	W
2/10	California*	5/-	A	78-64	W
2/11	Stanford*	5/-	A	79-63	W
2/17	Washington State*	4/-	H	60-59	W
2/18	Washington*	4/-	H	104-64	W
2/23	Oregon State*	3/-	A	96-58	W
2/25	Oregon*	3/-	A	83-57	W
3/3	USC*	2/-	A	91-78	W
3/5	Michigan	2/-	H	96-70	W
3/11	Kansas [1]	2/9	N	83-76	W
3/16	Arkansas [1]	2/5	N	70-74	L

Final Polls: UPI – 2, AP – 2

* Pac-8 Conference game
1 NCAA Tournament



David Greenwood

1978-79

Overall: 25-5 **Pac-10: 15-3 (1st)**

Championships Won: Pac-10

Coach: Gary Cunningham

Date	Opponent	AP Rk	Site	Score	W/L
11/24	Boise State	2/-	H	79-59	W
11/25	DePaul	2/-	H	108-85	W
12/2	Santa Clara	2/-	H	87-73	W
12/9	Notre Dame	2/3	H	78-81	L
12/16	San Diego State	5/-	H	97-73	W
12/22	Fordham	3/-	H	95-64	W
12/23	Boston College	3/-	H	103-81	W
12/27	Stanford*	3/-	A	72-75	L
12/28	California*	3/-	A	95-67	W
1/4	Oregon State*	6/-	H	65-63	W
1/6	Rutgers	6/-	H	78-57	W
1/8	Oregon*	6/-	H	74-71	W
1/13	USC*	6/-	A	89-86	W
1/18	Arizona*	3/-	A	69-70	L
1/20	Arizona State*	3/-	A	95-79	W
1/25	Washington State*	6/-	H	89-71	W
1/27	Washington*	6/-	H	86-61	W
2/1	Oregon*	6/-	A	65-58	W
2/3	Oregon State*	6/-	A	69-56	W
2/9	USC*	4/-	H (OT)	102-94	W
2/11	Notre Dame	4/1	A	56-52	W
2/15	Arizona State*	2/-	H	85-83	W
2/17	Arizona*	2/-	H	110-86	W
2/22	Washington*	1/-	A	68-69	L
2/24	Washington State*	1/-	A (3OT)	110-102	W
3/1	California*	3/-	H	79-68	W
3/3	Stanford*	3/-	H	99-71	W
3/11	Pepperdine [1]	2/-	H	76-71	W
3/15	San Francisco [1]	2/12	N	99-81	W
3/17	DePaul [1]	2/6	N	91-95	L

Final Polls: UPI – 2, AP – 2

* Pac-10 Conference game
1 NCAA Tournament

1979-80

Overall: 22-10 **Pac-10: 12-6 (4th)**

Coach: Larry Brown

Date	Opponent	AP Rk	Site	Score	W/L
11/30	Idaho State	8/-	H	82-40	W
12/1	Hofstra	8/-	H	90-71	W
12/8	Santa Clara	7/-	H	92-79	W
12/11	Notre Dame	7/4	A	74-77	L
12/15	DePaul	7/11	H	94-99	L
12/21	UC Santa Barbara	14/-	H	102-58	W
12/22	Colorado State	14/-	H	86-63	W
12/28	California*	16/-	H	73-59	W
12/29	Stanford*	16/-	H	92-60	W
1/3	Oregon State*	16/14	A	67-76	L
1/5	Oregon*	16/-	A	76-62	W
1/12	USC*	16/-	A	74-82	L
1/17	Arizona State*		H	76-78	L
1/19	Notre Dame	-/8	H	73-80	L
1/21	Arizona*		H	69-59	W
1/24	Washington*		A	76-59	W
1/26	Washington State*		A	64-80	L
1/31	Oregon State*	-/2	H	93-67	W
2/2	Oregon*		H	90-76	W
2/9	USC*		H	91-64	W
2/16	Arizona*		A	90-78	W
2/18	Arizona State*	-/18	A	80-92	L
2/21	Washington State*	-/20	H	80-66	W
2/23	Washington*		H	70-72	L
2/28	Stanford*		A	75-62	W
3/1	California*		A	83-58	W
3/7	Old Dominion [1]		N	87-74	W
3/9	DePaul [1]	-/1	N	77-71	W
3/13	Ohio State [1]	-/10	N	72-68	W
3/15	Clemson [1]		N	85-74	W
3/22	Purdue [2]	-/20	N	67-62	W
3/24	Louisville [2]	-/2	N	54-59	L

Final Polls: UPI – NR, AP – NR

* Pac-10 Conference game
1 NCAA Tournament
2 NCAA Tournament (Final Four)

1980-81

Overall: 20-7 **Pac-10: 13-5 (3rd)**

Coach: Larry Brown

Date	Opponent	AP Rk	Site	Score	W/L
11/28	VMI	6/-	H	99-61	W
11/29	Notre Dame	6/10	H	94-81	W
12/6	Saint Mary's	3/-	H	113-70	W
12/13	Pepperdine	3/-	H	81-63	W
12/15	Evansville	3/-	H	69-62	W
12/21	Temple [1]	3/-	N	73-49	W
12/27	DePaul	3/1	A	77-93	L
1/3	Washington*	7/-	H	96-74	W
1/5	Washington State*	7/-	H	87-61	W
1/10	USC*	7/-	H	66-68	L
1/16	Arizona State*	8/12	A (3OT)	74-78	L
1/17	Arizona*	8/-	A	79-76	W
1/23	Stanford*	12/-	H	85-58	W
1/24	California*	12/-	H	75-61	W
1/29	Oregon State*	10/1	A	67-81	L
1/31	Oregon*	10/-	A	75-69	W
2/6	USC*	12/-	A	76-62	W
2/8	Notre Dame	12/9	A	51-50	W
2/12	Arizona*	8/-	H	90-79	W
2/14	Arizona State*	8/5	H	64-61	W
2/19	California*	6/-	A	72-66	W
2/21	Stanford*	6/-	A	72-74	L
2/27	Oregon*	13/-	H	98-75	W
3/1	Oregon State*	13/1	H	76-82	L
3/5	Washington State*	13/-	A	59-50	W
3/7	Washington*	13/-	A	91-72	W
3/14	BYU [2]	10/16	N	55-78	L

Final Polls: UPI – 11, AP – 10

* Pac-10 Conference game
1 game played at Yoyogi Gymnasium (Tokyo, Japan)
2 NCAA Tournament

1981-82

Overall: 21-6 **Pac-10: 14-4 (2nd)**

Coach: Larry Farmer

Date	Opponent	AP Rk	Site	Score	W/L
11/27	BYU	2/-	H	75-79	L
11/28	Pepperdine	2/-	H	76-69	W
12/3	Rutgers [1]	8/-	A	54-57	L
12/5	Notre Dame	8/-	A	75-49	W
12/12	Boston University	17/-	H	77-43	W
12/19	DePaul	17/7	H	87-75	W
12/23	LSU [2]	15/-	A	83-76	W
12/29	Maryland	16/-	H	90-57	W
1/2	Washington State*	16/-	A (3OT)	51-57	L
1/4	Washington*	16/-	A	50-56	L
1/9	USC*	19/-	A	71-86	L
1/16	Arizona*		H	65-56	W
1/18	Arizona State*		H	75-59	W
1/22	Stanford*		A	42-34	W
1/23	California*		A	83-56	W
1/29	Oregon State*	-/8	H	74-68	W
1/30	Oregon*		H	84-61	W
2/5	USC*		H	69-66	W
2/7	Notre Dame		H	48-47	W
2/12	Arizona*		A	88-73	W
2/13	Arizona State*		A	72-60	W
2/19	California*		H (OT)	70-65	W
2/20	Stanford*		H	79-53	W
2/26	Oregon State*	20/4	A	58-72	L
2/27	Oregon*	20/-	A	88-66	W
3/5	Washington*	19/-	H	68-67	W
3/6	Washington State*	19/-	H	57-54	W

(Final Polls: UPI – NR, AP – 19

* Pac-10 Conference game
1 game played at Meadowlands Arena (East Rutherford, N.J.)
2 game played at The Superdome (New Orleans, La.)

1982-83

Overall: 23-6 **Pac-10: 15-3 (1st)**

Championships Won: Pac-10

Coach: Larry Farmer

Date	Opponent	AP Rk	Site	Score	W/L
11/26	BYU	7/-	A	85-82	W
12/2	DePaul	6/-	A (OT)	73-70	W
12/4	Notre Dame	6/-	A	65-64	W
12/11	San Jose State	5/-	H	94-71	W
12/18	Iowa	4/7	H	75-66	W
12/20	LSU	4/-	H	82-68	W
12/23	Maryland	3/-	A (2OT)	79-80	L
12/28	Louisville	5/13	H	76-72	W
1/8	Arizona*	6/-	A	92-87	W
1/10	Arizona State*	6/-	A	87-86	W
1/13	Oregon*	5/-	H	97-69	W
1/15	Oregon State*	5/-	H	99-77	W
1/20	California*	1/-	A	68-63	W
1/22	Stanford*	1/-	A	101-87	W
1/28	Alabama	1/-	H	67-70	L
1/30	Notre Dame	1/-	H	59-53	W
2/3	Washington State*	7/-	H (OT)	89-87	W
2/5	Washington*	7/18	H	84-65	W
2/10	Oregon*	5/-	A	67-56	W
2/12	Oregon State*	5/-	A	65-69	L
2/17	Stanford*	10/-	H	99-86	W
2/19	California*	10/-	H	70-60	W
2/24	USC*	8/-	H	77-60	W
2/26	USC*	8/-	A	71-64	W
3/5	Washington*	6/-	A	90-66	W
3/7	Washington State*	6/-	A	68-70	L
3/10	Arizona*	4/-	H	111-58	W
3/12	Arizona State*	4/-	H	76-78	L
3/19	Utah [1]	7/-	N	61-67	L

Final Polls: UPI – 7, AP – 7

* Pac-10 Conference game
1 NCAA Tournament

1983-84

Overall: 17-11 **Pac-10: 10-8 (4th)**

Coach: Larry Farmer

Date	Opponent	AP Rk	Site	Score	W/L
11/25	Idaho State	9/-	H	85-58	W
11/26	Long Beach State	9/-	H	65-59	W
12/3	Notre Dame	9/-	A	51-47	W
12/10	New Mexico	7/-	H	60-65	L
12/17	Memphis	15/-	H	65-51	W
12/19	Howard	15/-	H	63-52	W
12/22	Saint Mary's	9/-	H	63-54	W
12/28	BYU	7/-	H	82-73	W
1/5	Arizona State*	6/-	H	79-57	W
1/7	Arizona*	6/-	A	61-58	W
1/10	Stanford*	6/-	H	71-66	W
1/14	Oregon*	6/-	A	51-62	L
1/19	California*	9/-	H	76-54	W
1/22	Louisville	9/-	A	78-86	L
1/26	USC*	15/-	H (OT)	75-69	W
1/28	DePaul	15/2	H	68-84	L
2/2	Washington State*	20/-	A	73-59	W
2/4	Washington*	20/-	A (3OT)	81-89	L
2/9	Oregon*		H (OT)	83-87	L
2/11	Oregon State*		H	63-72	L
2/16	California*		A (OT)	70-62	W
2/18	Stanford*		A	64-75	L
2/25	USC*		A	72-80	L
2/27	Arizona State*		A	67-76	L
3/1	Washington*	-/13	H	73-59	W
3/3	Washington State*		H	83-64	W
3/8	Arizona*		H	68-60	W
3/10	Oregon State*		A	65-70	L

Final Polls: UPI – NR, AP – NR

* Pac-10 Conference game

1984-85

Overall: 21-12 **Pac-10: 12-6 (T-3rd)**

Championships Won: NIT

Coach: Walt Hazzard

Date	Opponent	AP Rk	Site	Score	W/L
11/23	Idaho		H	87-58	W
11/24	Santa Clara		H	60-68	L
12/1	DePaul	-/2	A	61-80	L
12/8	Memphis		A	70-86	L
12/15	U.S. International		H	98-50	W
12/19	BYU		A	81-89	L
12/22	St. John's [1]	-/8	A	69-88	L
12/29	Oral Roberts		H	69-61	W
1/3	Oregon State*		A	49-59	L
1/5	Oregon*		H (2OT)	67-59	W
1/10	Washington State*		H	75-48	W
1/17	Arizona State*		A	64-61	W
1/19	Arizona*		A	52-53	L
1/21	Washington*		H	63-51	W



Reggie Miller

1/24	California*		H	80-69	W
1/26	Stanford*		H	100-71	W
2/1	USC*		A	(2OT) 77-78	L
2/3	Notre Dame		H	52-53	L
2/7	Washington State*		A	(OT) 58-66	L
2/9	Washington*		A	61-67	L
2/16	Arizona State*		H	69-65	W
2/18	Stanford*		A	72-66	W
2/21	California*		A	53-48	W
2/24	Louisville		H	75-65	W
2/28	USC*		H	(4OT) 78-80	L
3/2	Arizona*	-/19	H	58-54	W
3/7	Oregon State*		H	59-51	W
3/9	Oregon*		A	72-69	W
3/13	Montana [2]		H	78-47	W
3/19	Nebraska [2]		H	82-63	W
3/23	Fresno State [2]		H	53-43	W
3/27	Louisville [3]		N	75-66	W
3/29	Indiana [4]		N	65-62	W

Final Polls: UPI – NR; AP – NR

* Pac-10 Conference game

1 game played at Madison Square Garden (New York, N.Y.)
2 Postseason NIT (early rounds, Pauley Pavilion)
3 Postseason NIT (semifinal, Madison Square Garden)
4 Postseason NIT (championship, Madison Square Garden)

1985-86

Overall: 15-14 **Pac-10: 9-9 (4th)**

Coach: Walt Hazzard

Date	Opponent	AP Rk	Site	Score	W/L
11/24	North Carolina	-/2	A	70-107	L
11/29	Saint Mary's		H	91-62	W
11/30	Temple		H	75-59	W
12/7	Long Beach State		H	84-64	W
12/14	St. John's	-/14	H	65-69	L
12/20	Loyola Marymount		H	85-79	W
12/21	Miami (Florida)		H	109-64	W
1/2	Oregon*		H	71-65	W
1/4	Oregon State*		H	49-54	L
1/9	Washington*		A	65-90	L
1/11	Washington State*		A	(2OT) 81-80	W
1/16	Arizona State*		H	86-75	W
1/18	Notre Dame	-/13	A	64-74	L
1/23	Stanford*		A	70-76	L
1/25	California*		A	67-75	L
1/29	USC*		H	66-56	W
2/1	Louisville	-/18	A	72-91	L
2/6	Washington*		H	(OT) 94-89	W
2/9	Washington State*		H	88-81	W
2/13	Arizona*		A	60-85	L
2/15	Arizona State*		A	(OT) 73-74	L
2/20	California*		H	76-63	W
2/22	USC*		A	64-79	L
2/24	Stanford*		H	95-74	W
3/1	DePaul		H	65-63	W
3/3	Arizona*		H	76-88	L
3/6	Oregon State*		A	74-63	W
3/8	Oregon*		A	65-80	L
3/13	UC Irvine [1]		H	74-80	L

Final Polls: UPI – NR, AP – NR

* Pac-10 Conference game
1 Postseason NIT (early rounds, Pauley Pavilion)

1986-87

Overall: 25-7 **Pac-10: 14-4 (1st)**

Championships Won: Pac-10, Pac-10 Tournament

Coach: Walt Hazzard

Date	Opponent	AP Rk	Site	Score	W/L
11/29	Santa Clara		H	76-62	W
12/1	North Carolina	-/1	H	89-84	W
12/6	Pepperdine	11/-	H	95-63	W
12/13	St. John's	11/-	A	63-70	L
12/15	Temple	11/-	A	65-76	L
12/19	Washington State*	17/-	A	73-81	L
12/21	Washington*	17/-	A	80-90	L
12/27	Long Beach State		H	67-65	W
12/29	Cal State Fullerton		H	72-71	W
1/2	Stanford*		H	95-75	W
1/4	California*		H	86-81	W
1/8	Arizona State*		A	61-51	W
1/11	Arizona*		A	84-83	W
1/15	Oregon*		H	64-59	W
1/18	Oregon State*		H	(OT) 69-67	W
1/24	Notre Dame		H	63-59	W
1/29	Washington*		H	87-95	L
2/1	Washington State*		H	61-60	W
2/5	Stanford*		A	93-62	W
2/7	California*		A	77-72	W

Pooh Richardson

2/12	Arizona*		H	81-65	W
2/14	USC*		A	77-65	W
2/16	Arizona State*		H	64-67	L
2/19	Oregon State*		A	57-53	W
2/22	Oregon*		A	102-71	W
2/26	USC*		H	82-76	W
2/28	Louisville		H	99-86	W
3/6	Arizona State [1]	18/-	H	99-83	W
3/7	California [1]	18/-	H	75-68	W
3/8	Washington [1]	18/-	H	76-64	W
3/12	Central Michigan [2]	15/-	N	92-73	W
3/14	Wyoming [2]	15/-	N	68-78	L

Final Polls: UPI – 13, AP – 15

* Pac-10 Conference game
1 Pac-10 Conference Tournament (Pauley Pavilion)
2 NCAA Tournament

1987-88

Overall: 16-14 **Pac-10: 12-6 (T-2nd)**

Coach: Walt Hazzard

Date	Opponent	AP Rk	Site	Score	W/L
11/20	Oral Roberts [1]		H	119-79	W
11/23	New Mexico [2]		A	66-77	L
12/3	Temple	-/12	H	76-81	L
12/5	BYU		H	80-87	L
12/12	St. John's		H	64-72	L
12/14	Pennsylvania		H	98-49	W
12/17	UC Irvine		H	116-100	W
12/21	California*		A	70-83	L
12/23	Stanford*		A	(2OT) 110-116	L
12/28	Cal State Fullerton		H	74-65	W
1/2	North Carolina	-/4	H	73-80	L
1/7	Oregon State*		H	64-65	L
1/10	Oregon*		H	65-60	W
1/14	USC*		H	81-65	W
1/16	Louisville		A	79-92	L
1/21	Arizona State*		A	94-81	W
1/24	Arizona*	-/1	A	74-86	L
1/28	Washington State*		H	88-63	W
1/30	Washington*		H	78-71	W
2/4	Oregon*		A	76-71	W
2/7	Oregon State*		A	68-73	L
2/11	USC*		A	85-70	W
2/14	Notre Dame		A	66-73	L
2/18	Arizona State*		H	79-73	W
2/20	Arizona*	-/3	H	(OT) 76-78	L
2/25	Washington*		A	97-87	W
2/27	Washington State*		A	62-55	W
3/3	Stanford*		H	91-69	W
3/6	California*		H	74-66	W
3/11	Washington State [3]		N	71-73	L

Final Polls: UPI – NR, AP – NR

* Pac-10 Conference game
1 Big Apple Preseason NIT (1st round, Pauley Pavilion)
2 Big Apple Preseason NIT (2nd round, Albuquerque, N.M.)
3 Pac-10 Conference Tournament (Tucson, Ariz.)

1988-89

Overall: 21-10 **Pac-10: 13-5 (T-3rd)**

Coach: Jim Harrick

Date	Opponent	AP Rk	Site	Score	W/L
11/26	Texas Tech		H	84-62	W
12/1	Miami (Florida)		A	91-66	W
12/3	BYU		A	97-87	W
12/7	Boston University		H	85-74	W
12/17	North Carolina	-/8	A	78-104	L
12/21	California	20/-	H	76-59	W
12/23	Stanford	20/-	H	74-70	W
12/28	UC Irvine		A	90-91	L
12/30	North Texas		H	99-84	W
1/5	Oregon*		A	97-66	W
1/8	Oregon State*		A	69-82	L
1/12	USC*		A	67-66	W
1/14	Notre Dame		H	79-82	L
1/19	Arizona State*		H	94-84	W
1/21	Stanford*	-/20	A	75-84	L
1/26	Washington State*		A	64-63	W
1/28	Washington*		A	93-74	W
2/2	Oregon*		H	80-74	W
2/5	Oregon State*		H	92-75	W
2/8	USC*		H	68-65	W
2/12	Louisville	-/4	H	77-75	W
2/16	Arizona State*		A	86-93	L
2/18	Arizona*	-/2	A	64-102	L
2/23	Washington*		H	101-78	W
2/26	Washington State*		H	56-55	W
3/2	California*		A	81-73	W
3/4	Arizona*	-/1	H	86-89	L
3/10	Washington [1]		N	64-54	W
3/11	Stanford [1]	-/12	N	86-95	L
3/17	Iowa State [2]		N	84-74	W
3/19	North Carolina [2]	-/5	N	81-88	L

Final Polls: UPI – NR, AP – NR

* Pac-10 Conference game
1 Pac-10 Confernce Tournament (Great Western Forum)
2 NCAA Tournament

1989-90

Overall: 21-10 **Pac-10: 13-5 (T-3rd)**

Coach: Jim Harrick

Date	Opponent	AP Rk	Site	Score	W/L
11/25	Santa Clara	13/-	H	66-62	W
11/30	Washington*	15/-	A	58-56	W
12/2	Washington State*	15/-	A	68-64	W
12/9	San Diego	13/-	H	83-74	W
12/17	Notre Dame	13/-	A	84-86	L
12/19	American	18/-	H	89-74	W
12/23	Cal State Fullerton	18/-	H	87-75	W
12/27	Fresno State	16/-	A	74-65	W
12/29	East Tennessee State	16/-	H	115-66	W
1/3	USC*	15/-	H	89-72	W
1/7	Louisville	15/8	A	80-97	L
1/11	Arizona State*	19/-	H	62-53	W
1/13	Arizona*	19/18	H	73-67	W
1/18	Stanford*	16/-	A	79-87	L
1/21	California*	16/-	A	106-97	W
1/25	Oregon*	23/-	H	79-62	W
1/27	Oregon State*	23/-	H	94-80	W
2/1	USC*	16/-	A	75-76	L
2/3	DePaul	16/-	H	87-77	W
2/8	Arizona State*	19/-	A	80-72	W
2/10	Arizona*	19/-	A	74-83	L
2/15	California*	23/-	H	71-79	L
2/18	Stanford*	23/-	H	69-70	L
2/22	Oregon*		A	99-105	L
2/24	Oregon State*	--/17	A	74-83	L
3/1	Washington State*		H	96-89	W
3/4	Washington*		H	74-61	W
3/9	Oregon [1]		N	94-76	W
3/10	Arizona State [1]		N	79-78	W
3/11	Arizona [1]	--/15	N	78-94	L
3/16	UAB [2]		N	68-56	W
3/18	Kansas [2]	--/5	N	71-70	W
3/22	Duke [2]	--/15	N	81-90	L

Final Polls: UPI – NR, AP – NR

* Pac-10 Conference game
1 Pac-10 Confernce Tournament (Tempe, Ariz.)
2 NCAA Tournament

1990-91

Overall: 23-9 **Pac-10: 11-7 (2nd)**

Coach: Jim Harrick

Date	Opponent	AP Rk	Site	Score	W/L
11/23	UC Irvine [1]	11/-	N	134-101	W
11/24	Alaska Anchorage [1]	11/-	A	80-67	W
11/26	Virginia [1]	11/18	N	89-74	W
12/2	Loyola Marymount	12/-	H	149-98	W
12/5	Saint Mary's	8/-	H	123-93	W
12/8	Notre Dame	8/-	H	99-91	W
12/15	DePaul	6/-	A	92-90	W
12/19	Pepperdine	5/-	H	108-85	W
12/22	Iowa	5/-	A	71-88	L
12/27	Fresno State	10/-	H	110-89	W
12/29	San Diego State	10/-	H	94-74	W
1/2	USC*	10/-	H	98-81	W
1/5	Louisville	10/-	H	88-81	W
1/10	Arizona State*	7/-	A	82-68	W
1/12	Arizona*	7/6	A	77-82	L
1/16	Stanford*	7/-	H	82-89	L
1/20	California*	7/-	H	98-81	W
1/24	Oregon State*	11/-	A (2OT)	96-97	L
1/26	Oregon*	11/-	A	90-83	W
1/30	USC*	12/-	A	74-76	L
2/2	Pittsburgh	12/19	H	112-85	W
2/7	Arizona State*	14/-	H	64-44	W
2/10	Arizona*	14/5	H (OT)	94-105	L
2/14	California*	15/-	A	79-82	L
2/16	Stanford*	15/-	A	89-86	W
2/21	Oregon*	17/-	H	100-83	W
2/23	Oregon State*	17/-	H	87-56	W
2/28	Washington State*	16/-	A	99-91	W
3/3	Washington*	16/-	A	68-86	L
3/7	Washington State*	17/-	H	86-64	W
3/10	Washington*	17/-	H	73-60	W
3/18	Penn State [2]	16/-	N	69-74	L

Final Polls: UPI – 14, AP – 16

* Pac-10 Conference game
1 Great Alaska Shootout (Anchorage, Alaska)
2 NCAA Tournament

1991-92

Overall: 28-5 **Pac-10: 16-2 (1st)**

Championships Won: Pac-10

Coach: Jim Harrick

Date	Opponent	AP Rk	Site	Score	W/L
11/15	Indiana [1]	11/2	N	87-72	W
11/30	Long Beach State	4/-	H	68-57	W
12/7	Pepperdine	2/-	H	98-58	W
12/14	San Diego State	3/-	A	84-64	W
12/20	Loyola Marymount	3/-	H	106-80	W
12/23	Cal State Fullerton	2/-	H	86-80	W
12/28	Oral Roberts	2/-	H	113-62	W
1/4	Georgia	2/-	H	87-80	W
1/9	Arizona State*	2/-	A	83-62	W
1/11	Arizona*	2/6	A	89-87	W
1/16	Oregon*	2/-	H	99-71	W
1/18	Oregon State*	2/-	H (OT)	87-81	W
1/23	California*	2/-	A	86-66	W
1/25	Stanford*	2/24	A	83-77	W
1/29	USC*	2/25	H	82-86	L
2/2	Louisville	2/24	A	78-64	W
2/6	Washington*	4/-	H	74-61	W
2/8	Washington State*	4/-	H	82-61	W
2/13	Oregon State*	3/-	A	72-62	W
2/15	Oregon*	3/-	A	84-65	W
2/18	California*	2/-	H	82-76	W
2/20	Stanford*	2/-	H	96-70	W
2/22	Notre Dame	2/-	A	71-84	L
2/27	USC*	4/13	A	79-83	L
3/1	Duke	4/1	H	65-75	L
3/5	Washington State*	9/-	A	89-85	W
3/8	Washington*	9/-	A	80-79	W
3/12	Arizona*	8/2	H	89-81	W
3/14	Arizona State*	8/-	H	85-77	W
3/20	Robert Morris [2]	4/-	N	73-53	W
3/22	Louisville [2]	4/-	N	85-69	W
3/26	New Mexico State [2]	4/-	N	85-78	W
3/28	Indiana [2]	4/5	N	79-106	L

Final Polls: UPI – 3, AP – 4

* Pac-10 Conference game
1 Hall of Fame Tip-Off Classic (Springfield, Mass.)
2 NCAA Tournament

1992-93

Overall: 22-11 **Pac-10: 11-7 (T-3rd)**

Coach: Jim Harrick

Date	Opponent	AP Rk	Site	Score	W/L
11/18	Saint Louis [1]	24/-	H	68-54	W
11/20	UTEP [1]	24/-	H	73-72	W
11/25	Seton Hall [2]	21/6	N	64-73	L
11/27	Florida State [2]	21/7	N	86-83	W
12/5	Santa Clara	16/-	H	69-60	W
12/12	San Diego	13/-	H	90-63	W
12/19	Georgia [3]	13/-	N	68-63	W
12/22	Cal State Northridge	12/-	H	80-73	W
12/28	Pittsburgh	11/-	A	79-91	L
12/30	Cal State Fullerton	11/-	H	90-82	W
1/2	Houston	11/-	H	87-78	W
1/7	Arizona*	15/20	H	80-82	L
1/9	Arizona State*	15/-	H	89-85	W
1/14	Oregon*	16/-	A	99-87	W
1/16	Oregon State*	16/-	A	73-79	L
1/21	Stanford*	23/-	H	84-76	W
1/24	California*	23/-	H	82-104	L
1/28	USC*		A	90-80	W
1/31	Notre Dame		H	68-65	W
2/4	Washington*		A	67-81	L
2/6	Washington State*		A	56-67	L
2/11	Oregon State*		H	76-75	W
2/14	Oregon*		H	97-90	W
2/18	Stanford*		A	72-64	W
2/20	California* [4]		A	85-71	W
2/25	USC*		H	62-72	L
2/28	Duke	-/9	A	67-78	L
3/4	Washington State*		H	71-70	W
3/6	Washington*		H	93-64	W
3/11	Arizona State*		A	77-74	W
3/13	Arizona*	-/6	A	80-99	L
3/19	Iowa State [5]		N	81-70	W
3/21	Michigan [5]	-/3	N (OT)	84-86	L

Final Polls: USA Today/NABC – NR, AP – NR

* Pac-10 Conference game
1 Preseason NIT (1st and 2nd rounds, Pauley Pavilion)
2 Preseason NIT (Championship, New York, N.Y.)
3 game played at Georgia Dome (Atlanta, Ga.)
4 game played at Oakland Arena (Oakland, Calif.)
5 NCAA Tournament

1993-94

Overall: 21-7 **Pac-10: 13-5 (T-2nd)**

Coach: Jim Harrick

Date	Opponent	AP Rk	Site	Score	W/L
11/27	Loyola Marymount	14/-	H	115-77	W
12/4	UNLV	10/-	H	108-83	W
12/8	Tennessee State	9/-	H	80-66	W
12/11	Long Beach State	9/-	H	93-51	W
12/18	LSU	9/25	H	100-80	W
12/20	Houston	9/-	A	93-72	W
12/28	N.C. State [1]	8/-	N	81-75	W
1/6	Oregon*	6/-	H	89-73	W
1/8	Oregon State*	6/-	H	104-71	W
1/13	Washington State*	5/-	A	81-79	W
1/15	Washington*	5/-	A	82-62	W
1/20	Arizona*	2/9	H	74-66	W
1/22	Arizona State*	2/-	H	98-81	W
1/27	Stanford*	1/-	A	69-65	W
1/30	California* [2]	1/-	A	70-85	L
2/3	USC*	4/-	H	101-72	W
2/5	Notre Dame	4/-	A	63-79	L
2/10	Washington*	9/-	H	79-76	W
2/12	Washington State*	9/-	H	76-66	W
2/17	Arizona State*	8/-	A	76-70	W
2/19	Arizona*	8/15	A	74-98	L
2/24	California*	15/17	H	88-92	L
2/26	Stanford*	15/-	H	103-88	W
3/3	USC*	15/-	A	79-85	L
3/6	Louisville	15/10	H	75-72	W
3/10	Oregon State*	15/-	A	78-67	W
3/12	Oregon*	15/-	A	79-80	L
3/18	Tulsa [3]	17/-	N	102-112	L

Final Polls: CNN – 22, AP – 17

* Pac-10 Conference game
1 game played at Greensboro Coliseum (Greensboro, N.C.)
2 game played at Oakland Arena (Oakland, Calif.)
3 NCAA Tournament

1994-95

Overall: 32-1 **Pac-10: 17-1 (1st)**

Championships Won: NCAA, Pac-10

Coach: Jim Harrick

Date	Opponent	AP Rk	Site	Score	W/L
11/26	Cal State Northridge	6/-	H	83-60	W
12/5	Kentucky [1]	2/7	N	82-81	W
12/10	Cal State Fullerton	2/-	H	99-65	W
12/17	LSU	2/-	A	92-72	W
12/22	George Mason	2/-	H	137-100	W
12/28	North Carolina State	2/-	H	88-80	W
1/5	Oregon*	2/-	A	72-82	L
1/9	Oregon State*	6/-	A	87-78	W
1/12	Washington*	6/-	H	75-57	W
1/14	Washington State*	6/-	H	91-78	W
1/19	Arizona*	4/11	A	71-61	W
1/21	Arizona State*	4/13	A	85-72	W
1/26	Stanford*	4/17	H	77-74	W
1/28	California*	4/-	H	93-100	^W
2/2	USC*	7/-	A	73-69	W
2/5	Notre Dame	7/-	H	92-55	W
2/9	Washington*	6/-	A	74-66	W
2/11	Washington State*	6/-	A	98-83	W
2/16	Arizona State*	6/13	H (OT)	82-77	W
2/19	Arizona*	6/12	H	72-70	W
2/22	Stanford*	2/19	A	88-77	W



(left to right) Toby Bailey, Cameron Dollar, Charles O'Bannon, Ed O'Bannon

George Zidek

2/23	California*	2/-	A	104-88	W
2/26	Duke	2/-	H	100-77	W
3/1	USC*	1/-	H	85-66	W
3/5	Louisville	1/-	A	91-73	W
3/9	Oregon State*	1/-	H	86-67	W
3/11	Oregon*	1/25	H	94-78	W
3/17	Florida International [2]	1/-	N	92-56	W
3/19	Missouri [2]	1/23	N	75-74	W
3/23	Mississippi State [2]	1/18	N	86-67	W
3/25	Connecticut [2]	1/8	N	102-96	W
4/1	Oklahoma State [3]	1/14	N	74-61	W
4/3	Arkansas [3]	1/6	N	89-78	W

Final Polls: AP – 1 NABC – 1

* Pac-10 Conference game
^ game forfeited by California
1 John R. Wooden Classic (Anaheim, Calif.)
2 NCAA Tournament
3 NCAA Tournament Final Four (Kingdome – Seattle, Wash.)

1995-96

Overall: 23-8 **Pac-10: 16-2 (1st)**
Championships Won: Pac-10
Coach: Jim Harrick

Date	Opponent	AP Rk	Site	Score	W/L
11/20	Santa Clara [1]	4/-	N	69-78	L
11/21	Wisconsin [1]	4/-	N	68-57	W
11/22	Vanderbilt [1]	4/-	N	71-75	L
11/28	Cal State Fullerton	23/-	H	79-63	W
12/2	Kansas	23/2	A	70-85	L
12/9	Maryland [2]	-/20	N	73-63	W
12/18	Stephen F. Austin		H	109-88	W
12/20	Notre Dame		A	83-58	W
12/23	UNLV		A	89-82	W
12/30	San Francisco	23/-	H	92-58	W
1/4	Washington State* [3]	20/-	A (OT)	78-73	W
1/6	Washington*	20/-	A	78-70	W
1/11	Stanford*	17/24	H	64-56	W
1/13	California*	17/-	H	93-73	W
1/18	Arizona State*	13/-	A	87-73	W
1/20	Arizona*	13/18	A	79-88	L
1/24	USC*	15/-	H	99-72	W
1/27	Louisville	15/-	H	76-78	L
2/1	Oregon*	19/-	H	85-78	W
2/3	Oregon State*	19/-	H	69-60	W
2/8	California* [4]	17/-	A	73-65	W
2/10	Stanford*	17/25	A	66-67	L
2/15	Arizona*	18/13	H	76-75	W
2/17	Arizona State*	18/-	H	87-70	W
2/22	USC*	16/-	A	61-59	W
2/25	Duke	16/-	A	66-85	L
2/29	Oregon State*	17/-	A	68-66	W
3/2	Oregon*	17/-	A	77-71	W
3/7	Washington*	17/-	H (OT)	91-88	W
3/9	Washington State*	17/-	H	82-71	W
3/14	Princeton [5]	14/-	N	41-43	L

Final Polls: AP – 14, NABC – 19

* Pac-10 Conference game
1 Maui Classic (Maui, Hawaii)
2 John R. Wooden Classic (Anaheim, Calif.)
3 game played at Spokane Arena (Spokane, Wash.)
4 game played at Oakland Arena (Oakland, Calif.)
5 NCAA Tournament

1996-97

Overall: 24-8 **Pac-10: 15-3 (1st)**
Championships Won: Pac-10
Coach: Steve Lavin

Date	Opponent	AP Rk	Site	Score	W/L
11/20	Tulsa	5/-	H (OT)	76-77	L
12/3	Cal State Northridge	17/-	H	95-73	W
12/7	Kansas	17/1	H	83-96	L
12/14	Ohio	23/-	H	72-61	W
12/17	Jackson State	24/-	H	93-67	W
12/21	Illinois [1]	24/-	A	63-79	L
12/23	Saint Louis	24/-	A	64-57	W
12/28	Morgan State		H	87-72	W
1/2	Washington State*		H	84-56	W
1/4	Washington*		H	79-70	W
1/9	Stanford*	-/21	A	61-109	L
1/11	California* [2]		A	64-56	W
1/16	Arizona State*		H	79-62	W
1/18	Arizona*	-/6	H (OT)	84-78	W
1/23	USC*		A	96-87	W
1/25	Louisville	-/6	A	71-74	L
1/30	Oregon*		A (OT)	85-87	L
2/1	Oregon State*		A	74-68	W
2/6	California*		H	68-71	L
2/8	Stanford*	-/18	H	87-68	W
2/13	Arizona*	24/11	A	66-64	W
2/15	Arizona State*	24/-	A	92-81	W
2/19	USC*	17/-	H	82-60	W
2/23	Duke	17/6	H	73-69	W
2/27	Oregon State*	10/-	H	81-69	W
3/1	Oregon*	10/-	H	74-67	W
3/6	Washington*	9/-	A	87-85	W
3/8	Washington State*	9/-	A	87-86	W
3/13	Charleston Southern [3]	7/-	N	109-75	W
3/15	Xavier [3]	7/13	N	96-83	W
3/20	Iowa State [3]	7/18	N (OT)	74-73	W
3/22	Minnesota [3]	7/3	N	72-80	L

Final Polls: AP – 7 NABC – 7

* Pac-10 Conference game
1 game played at United Center (Chicago, Ill.)
2 game played at Cow Palace (San Jose, Calif.)
3 NCAA Tournament

1997-98

Overall: 24-9 **Pac-10: 12-6 (3rd)**
Coach: Steve Lavin

Date	Opponent	AP Rk	Site	Score	W/L
11/27	North Carolina [1]	7/4	N	68-109	L
11/28	Alaska Anchorage [1]	7/-	A	92-68	W
11/29	UAB [1]	7/-	N	86-72	W
12/6	New Mexico [2]	15/8	N	69-58	W
12/13	Cal State Fullerton	12/-	H	120-91	W
12/18	Northern Arizona	11/-	H	90-68	W
12/20	Saint Louis	11/-	H	73-67	W
12/22	Boise State	11/-	H	81-75	W
12/27	UNLV	9/-	A	65-57	W
12/30	Illinois	9/-	H	74-69	W
1/3	Arizona*	9/8	A	75-87	L
1/5	Arizona State*	9/-	A	78-73	W
1/8	Oregon State*	10/-	H	90-72	W
1/10	Oregon*	10/-	H	68-66	W
1/15	California* [3]	8/-	A	74-73	W
1/17	Stanford*	8/7	A	80-93	L
1/21	USC*	9/-	H	101-84	W
1/25	Louisville	9/-	H	88-82	W
1/29	Washington State*	8/-	H	88-68	W
1/31	Washington*	8/-	H	105-94	W
2/5	Oregon*	6/-	A	81-97	L
2/7	Oregon State*	6/-	A	84-75	W
2/12	Stanford*	9/14	H	81-84	L
2/14	California*	9/-	H	87-84	W
2/18	USC*	12/-	A (OT)	82-75	W
2/22	Duke	12/2	A	84-120	L
2/26	Washington State*	18/-	A	78-75	W
3/1	Washington*	18/-	A	94-95	L
3/5	Arizona State*	19/-	H	102-94	W
3/7	Arizona*	19/2	H	87-91	L
3/13	Miami (Florida) [4]	19/-	N	65-62	W
3/15	Michigan [4]	19/12	N	85-82	W
3/20	Kentucky [4]	19/5	N	68-94	L

Final Polls: AP – 19, NABC – 12

* Pac-10 Conference game
1 Great Alaska Shootout (Anchorage, Alaska)
2 John R. Wooden Classic (Anaheim, Calif.)
3 game played at Oakland Arena (Oakland, Calif.)
4 NCAA Tournament

1998-99

Overall: 22-9 **Pac-10: 12-6 (3rd)**
Coach: Steve Lavin

Date	Opponent	AP Rk	Site	Score	W/L
11/19	Santa Clara	11/-	H	89-76	W
11/26	San Francisco [1]	10/-	N	69-62	W
11/27	Maryland [1]	10/5	N	54-70	L
11/28	Kentucky [1]	10/4	N	62-66	L
12/2	Delaware State	18/-	H	109-67	W
12/5	Oklahoma State [2]	18/11	N	69-66	W
12/12	UNLV	15/-	H	72-67	W
12/19	Cal State Northridge	12/-	H	114-97	W
12/23	American	12/-	H	66-56	W
12/29	Loyola Marymount	10/-	H	92-67	W
1/2	Arizona*	10/6	H	82-75	W
1/4	Arizona State*	10/-	H (OT)	88-85	W
1/7	Oregon State*	8/-	A	63-65	L
1/9	Oregon*	8/-	A	65-63	W
1/14	California*	10/-	H	72-61	W
1/16	Stanford*	10/4	H	59-72	L
1/20	USC*	13/-	A	98-80	W
1/23	Louisville	13/24	A	82-70	W
1/28	Washington State*	11/-	A	69-66	W
1/31	Washington*	11/-	A	83-93	L
2/4	Oregon*	13/-	H	79-77	W
2/7	Oregon State*	13/-	H	85-67	W
2/11	Stanford*	9/6	A	73-77	L
2/13	California* [3]	9/-	A	67-85	L
2/17	USC*	16/-	H	68-63	W
2/21	Syracuse	16/21	H	93-69	W
2/25	Washington State*	15/-	H	100-61	W
2/27	Washington*	15/-	H	79-62	W
3/4	Arizona State*	12/-	A	68-65	W
3/6	Arizona*	12/13	A	70-87	L
3/11	Detroit [4]	15/-	N	53-56	L

Final Polls: AP – 15, USA Today/NABC – 21

* Pac-10 Conference game
1 Puerto Rico Shootout (San Juan, Puerto Rico)
2 John R. Wooden Classic (Anaheim, Calif.)
3 game played at Oakland Arena (Oakland, Calif.)
4 NCAA Tournament

J.R. Henderson

1999-2000

Overall: 21-12 **Pac-10: 10-8 (T-4th)**

Coach: Steve Lavin

Date	Opponent	AP Rk	Site	Score	W/L
11/23	Fairfield	13/-	H	76-57	W
11/27	Iona	13/-	H	105-73	W
12/1	Morgan State	12/-	H	100-39	W
12/11	Gonzaga	11/24	H	43-59	L
12/18	DePaul	18/19	H	76-58	W
12/21	Maine [1]	18/-	N	83-62	W
12/22	Colorado State [1]	18/-	N	54-55	L
12/23	South Florida [1]	18/-	N (OT)	103-98	W
12/28	Pepperdine	23/-	H	68-66	W
12/30	Purdue	23/-	H	55-53	W
1/6	Washington* [2]	24/-	A	62-63	L
1/8	Washington State*	24/-	A	86-64	W
1/12	USC*		A	79-91	L
1/15	North Carolina		A	71-68	W
1/20	Arizona*	25/2	H	61-76	L
1/22	Arizona State*	25/-	H	83-77	W
1/27	Oregon State*		A	85-74	W
1/29	Oregon*		A	58-73	L
2/3	Stanford*	-/2	H	63-78	L
2/5	California*		H	70-73	L
2/9	USC*		H	83-78	W
2/13	Syracuse	-/4	A	67-71	L
2/17	Arizona State*		A	75-104	L
2/19	Arizona*	-/4	A	84-99	L
2/24	Oregon*		H	75-69	W
2/26	Oregon State*		H	69-59	W
3/2	California*		A	83-62	W
3/4	Stanford*	-/1	A (OT)	94-93	W
3/9	Washington State*		H	65-58	W
3/11	Washington*		H	90-64	W
3/16	Ball State [3]		N	65-57	W
3/18	Maryland [3]	-/17	N	105-70	W
3/23	Iowa State [3]	-/6	N	56-80	L

Final Polls: AP – NR, USA Today/NABC – 23

* Pac-10 Conference game
1 Pearl Harbor Invitational (Laie, Hawaii)
2 game played at Key Arena (Seattle, Wash.)
3 NCAA Tournament

2000-01

Overall: 23-9 **Pac-10: 14-4 (3rd)**

Coach: Steve Lavin

Date	Opponent	AP Rk	Site	Score	W/L
11/9	Kansas [1]	17/7	N	98-99	L
11/10	Kentucky [1]	17/12	N (OT)	97-92	W
11/21	Cal State Northridge	15/-	H	74-78	L
11/29	UC Santa Barbara		H	83-77	W
12/2	Georgia Tech [2]		N	67-72	L

Matt Barnes

2006-07 Pac-10 Championship Team

12/9	Hawai'i		H	84-64	W
12/16	UC Irvine		H	65-60	W
12/23	North Carolina	-/15	H	70-80	L
12/30	Purdue		A	87-82	W
1/4	Washington*		H	86-64	W
1/6	Washington State*		H	75-57	W
1/11	USC*	-/19	H	80-75	W
1/13	Villanova		H	93-65	W
1/18	Arizona State*		A	91-83	W
1/20	Arizona*	-/17	A	63-88	L
1/25	Oregon State*		H	67-40	W
1/27	Oregon*		H	98-88	W
2/1	California*		A	63-92	L
2/3	Stanford*	-/1	A	79-73	W
2/8	USC*	-/22	A	85-76	W
2/10	DePaul		A	94-88	W
2/15	Arizona*	24/8	H (OT)	79-77	W
2/17	Arizona State*	24/-	H	73-68	W
2/22	Oregon*	15/-	A	88-73	W
2/24	Oregon State*	15/-	A (OT)	68-65	W
3/1	California*	12/-	H	79-75	W
3/3	Stanford*	12/1	H	79-85	L
3/8	Washington State*	13/-	A	86-76	W
3/10	Washington*	13/-	A	94-96	L
3/15	Hofstra [3]	15/-	N	61-48	W
3/17	Utah State [3]	15/-	N	75-50	W
3/22	Duke [3]	15/1	N	63-76	L

Final Polls: AP – 15, USA Today/NABC – 12

* Pac-10 Conference game
1 Coaches vs. Cancer Tournament (New York, N.Y.)
2 John R. Wooden Classic (Anaheim, Calif.)
3 NCAA Tournament

2001-02

Overall: 21-12 **Pac-10: 11-7 (6th)**

Coach: Steve Lavin

Date	Opponent	AP Rk	Site	Score	W/L
11/19	Houston [1]	3/-	N	71-60	W
11/20	Ball State [1]	3/-	N	73-91	L
11/21	South Carolina [1]	3/-	N	89-77	W
11/28	Pepperdine	10/-	H	78-85	L
12/5	UC Riverside	20/-	H	65-50	W
12/8	Alabama [2]	20/16	N	79-57	W
12/15	UC Irvine	17/-	H	75-74	W
12/20	Washington*	19/-	A	85-79	W
12/22	Washington State*	19/-	A	79-74	W
12/27	Columbia	15/-	H	64-55	W
12/29	Georgetown	15/20	H	98-91	W
1/4	Washington*	14/-	H	74-62	W
1/6	Washington State*	14/-	H	81-69	W
1/10	USC* [3]	11/-	A	77-81	L
1/12	Kansas	11/1	H	87-77	W
1/17	Arizona State*	9/-	A	82-79	W
1/19	Arizona*	9/15	A	86-96	L
1/24	Stanford*	13/17	H	76-86	L
1/26	California*	13/-	H	64-57	W
1/31	Oregon*	13/-	A	62-91	L
2/2	Oregon State*	13/-	A	70-48	W
2/6	USC*	15/25	H	67-65	W
2/9	Villanova	15/-	A	57-58	L
2/14	Arizona*	20/9	H	77-76	W
2/16	Arizona State*	20/-	H	68-69	L
2/21	California*	25/-	A	51-69	L
2/23	Stanford*	25/10	A	95-92	W
2/28	Oregon State*		H	65-57	W
3/2	Oregon*	-/13	H	62-65	L
3/7	California [4]	-/25	N	61-67	L
3/15	Mississippi [5]		N	80-58	W
3/17	Cincinnati [5]	-/5	N (2OT)	105-101	W
3/21	Missouri [5]		N	73-82	L

Final Polls: AP – NR, USA Today/NABC – 20

* Pac-10 Conference game
1 Maui Invitational (Maui, Hawaii)
2 John R. Wooden Classic (Anaheim, Calif.)
3 game played at Great Western Forum (Los Angeles, Calif.)
4 Pac-10 Conference Tournament (Staples Center)
5 NCAA Tournament

2002-03

Overall: 10-19 **Pac-10: 6-12 (T-6th)**

Coach: Steve Lavin

Date	Opponent	AP Rk	Site	Score	W/L
11/26	San Diego	14/-	H (OT)	81-86	L
11/30	Duke [1]	14/4	N	73-84	L
12/8	Long Beach State		H	81-58	W
12/14	Portland		H	105-67	W
12/17	Northern Arizona		H	63-67	L
12/21	Kansas	-/19	A	70-87	L
12/28	Michigan		H	76-81	L
1/2	Washington*		A	77-67	W
1/4	Washington State*		A	98-83	W
1/8	USC*		H	75-80	L
1/11	St. John's		H	65-80	L
1/16	Arizona State*		H	64-75	L
1/18	Arizona*	-/2	H	52-87	L
1/23	Stanford*		A	51-52	L
1/25	California*	-/25	A	69-80	L
1/30	Oregon*	-/22	H (OT)	91-96	L
2/1	Oregon State*		H	79-83	L
2/5	USC*		A	85-86	L
2/8	Georgetown		A	71-70	W
2/13	Arizona*	-/1	A	70-106	L
2/15	Arizona State*		A	69-85	L
2/20	California*	-/18	H (OT)	76-75	W
2/22	Stanford*	-/21	H	84-93	L
2/27	Oregon State*		A	69-66	W
3/1	Oregon*		A	48-79	L
3/6	Washington State*		H	86-71	W
3/8	Washington*		H	83-72	W
3/13	Arizona [2]	-/1	N (OT)	96-89	W
3/14	Oregon [2]		N	74-75	L

Final Polls: AP – NR, USA Today/NABC – NR

* Pac-10 Conference game
1 Wooden Tradition (Indianapolis, Ind.)
2 John R. Wooden Classic (Anaheim, Calif.)
3 game played at Great Western Forum (Los Angeles, Calif.)
4 Pac-10 Conference Tournament (Staples Center)

2003-04

Overall: 11-17 **Pac-10: 7-11 (T-7th)**

Coach: Ben Howland

Date	Opponent	AP Rk	Site	Score	W/L
11/29	Vermont		H	68-67	W
12/3	UC Riverside		H	84-70	W
12/6	Kentucky [1]	-/9	N	50-52	L
12/13	Loyola Marymount		H (OT)	69-66	W
12/17	UC Santa Barbara		H	60-61	L
12/20	Michigan State		H	64-58	W
12/27	Michigan		A	66-70	L
1/2	Oregon State*		H	77-66	W
1/4	Oregon*		H	81-74	W
1/8	Washington State* [2]		A	48-45	W
1/10	Washington*		A (OT)	86-84	W
1/15	Arizona State*		H	66-58	W
1/17	Arizona*	-/7	H	72-97	L
1/22	Stanford*	-/2	A	52-67	L
1/24	California*		A	62-76	L
1/28	USC*		H	69-76	L
1/31	St. John's		A	55-71	L
2/5	Washington State*		H	48-55	L
2/7	Washington*		H	80-75	W
2/12	Arizona State*		A (OT)	62-74	L
2/14	Arizona*	-/16	A	83-107	L
2/19	California*		H	66-49	W
2/21	Stanford*	-/1	H	60-73	L
2/25	USC*		A (OT)	77-78	L
2/28	Notre Dame		H	60-75	L
3/4	Oregon State*		A	56-65	L
3/6	Oregon*		A	59-60	L
3/11	Washington [3]		N	83-91	L

Final Polls: AP – NR, USA Today/NABC – NR

* Pac-10 Conference game
1 John R. Wooden Classic (Anaheim, Calif.)
2 game played at Spokane Arena (Spokane, Wash.)
3 Pac-10 Conference Tournament (Staples Center)

2004-05

Overall: 18-11 **Pac-10: 11-7 (T-3rd)**

Coach: Ben Howland

Date	Opponent	AP Rk	Site	Score	W/L
11/20	Chicago State		H	64-53	W
11/23	Western Illinois		H	75-60	W
11/27	UC Irvine		H	76-65	W
11/30	Long Beach State		H	75-62	W
12/5	Boston College [1]		N	64-74	L
12/11	Pepperdine		H	85-83	W
12/18	Michigan		H	81-79	W
12/21	Michigan State	-/23	A	64-76	L
12/31	Oregon State*		A	80-85	L
1/2	Oregon*		A	70-62	W
1/6	Washington State*		H (2OT)	80-77	W
1/8	Washington*	-/12	H	95-86	W
1/13	Arizona State*		A	86-82	W
1/15	Arizona*	-/17	A	73-76	L
1/20	Stanford*		H	64-75	L
1/22	California*		H	51-64	L
1/29	USC*		A	72-69	W
2/3	Washington State*		A (OT)	58-56	W
2/5	Washington*	-/13	A	70-82	L
2/10	Arizona State*		H	95-76	W
2/12	Arizona*	-/12	H	73-83	L
2/17	California*		A	77-62	W
2/20	Stanford*		A	65-78	L
2/24	USC*		H	90-69	W
2/27	Notre Dame		A	75-65	W
3/3	Oregon State*		H	69-61	W
3/5	Oregon*		H	73-61	W
3/10	Oregon State [2]		N	72-79	L
3/17	Texas Tech [3]	-/24	N	66-78	L

Final Polls: AP – NR, USA Today/NABC – NR

* Pac-10 Conference game
1 John R. Wooden Classic (Anaheim, Calif.)
2 Pac-10 Conference Tournament (Staples Center)
3 NCAA Tournament

2005-06

Overall: 32-7 **Pac-10: 14-4 (1st)**

Championships Won: Pac-10, Pac-10 Tournament

Coach: Ben Howland

Date	Opponent	AP Rk	Site	Score	W/L
11/15	New Mexico State [1]	18/-	H	83-70	W
11/17	Temple [1]	18/-	H	54-47	W
11/19	Delaware State	18/-	H	56-37	W
11/23	Memphis [2]	16/11	N	80-88	L
11/25	Drexel [2]	16/-	N	57-56	W
11/29	Albany	16/-	H	73-65	W
12/4	Coppin State	16/-	H	69-57	W
12/10	Nevada [3]	16/17	N	67-56	W
12/17	Michigan	14/-	A	68-61	W
12/21	Wagner	12/-	H	74-72	W
12/23	Sacramento State	12/-	H	86-56	W
12/29	Stanford*	11/-	H	71-54	W
12/31	California*	11/-	H	61-68	L
1/5	Arizona*	17/21	A	85-79	W
1/7	Arizona State*	17/-	A	61-60	W
1/12	Washington State*	11/-	H	63-61	W
1/14	Washington*	11/13	H	65-69	L
1/18	USC*	18/-	H	66-45	W
1/21	West Virginia	18/12	H	56-60	L
1/26	Oregon*	17/-	A	56-49	W
1/28	Oregon State*	17/-	A	63-54	W
2/2	Arizona State*	14/-	H	69-60	W
2/4	Arizona*	14/-	H	84-73	W
2/9	Washington State*	13/-	A	50-30	W
2/11	Washington*	13/21	A	67-70	L
2/19	USC*	15/-	A	68-71	L
2/23	Oregon State*	19/-	H	78-60	W
2/26	Oregon*	19/-	H	70-53	W
3/2	California*	15/-	A (OT)	67-58	W
3/4	Stanford*	15/-	A	75-54	W
3/9	Oregon State [4]	13/-	N	79-47	W
3/10	Arizona [4]	13/-	N	71-59	W
3/11	California [4]	13/-	N	71-52	W
3/16	Belmont [5]	7/-	N	78-44	W
3/18	Alabama [5]	7/-	N	62-59	W
3/23	Gonzaga [5]	7/5	N	73-71	W
3/25	Memphis [5]	7/4	N	50-45	W
4/1	LSU [6]	7/19	N	59-45	W
4/3	Florida [6]	7/10	N	57-73	L

Final Polls: AP – 7, USA Today/Coaches – 2

* Pac-10 Conference game
1 NIT Season Tip-Off, 1st and 2nd rounds (Pauley Pavilion)
2 NIT Season Tip-Off, championship round (New York, N.Y.)
3 John R. Wooden Classic (Anaheim, Calif.)
4 Pac-10 Conference Tournament (Staples Center)
5 NCAA Tournament
6 NCAA Tournament Final Four (RCA Dome – Indianapolis, Ind.)

2006-07

Overall: 30-6 **Pac-10: 15-3 (1st)**

Championships Won: Pac-10, Maui Invitational

Coach: Ben Howland

Date	Opponent	AP Rk	Site	Score	W/L
11/15	BYU	6/-	H	82-69	W
11/20	Chaminade [1]	5/-	N	88-63	W
11/21	Kentucky [1]	5/20	N	73-68	W
11/22	Georgia Tech [1]	5/19	N	88-73	W
11/28	Long Beach State	1/-	H	88-58	W
12/3	UC Riverside	1/-	H	61-38	W
12/5	Cal State Fullerton	1/-	H	78-54	W
12/9	Texas A&M [2]	1/6	N	65-62	W
12/16	Oakland	1/-	H	74-53	W
12/19	Sam Houston State	1/-	H	75-61	W
12/23	Michigan	1/-	H	92-55	W
12/28	Washington State*	1/-	H	55-52	W
12/31	Washington*	1/13	H	96-74	W
1/4	Oregon State*	1/-	A	71-56	W
1/6	Oregon*	1/16	A	66-68	L
1/13	USC*	4/-	A	65-64	W
1/18	Arizona State*	3/-	H	60-50	W
1/20	Arizona*	3/11	H	73-69	W
1/25	California*	3/-	A	62-46	W
1/28	Stanford*	3/-	A	68-75	L
2/1	Oregon*	5/9	H	69-57	W
2/3	Oregon State*	5/-	H	82-35	W
2/7	USC*	2/19	H	70-65	W
2/10	West Virginia	2/-	A	65-70	L
2/15	Arizona State*	5/-	A	67-61	W
2/17	Arizona*	5/19	A	81-66	W
2/22	California*	4/-	H	85-75	W
2/24	Stanford*	4/-	H	75-61	W
3/1	Washington State*	2/13	A	53-45	W
3/3	Washington*	2/-	A	51-61	L
3/8	California [3]	4/-	N (OT)	69-76	L
3/15	Weber State [4]	7/-	N	70-42	W
3/17	Indiana [4]	7/-	N	54-49	W
3/22	Pittsburgh [4]	7/10	N	64-55	W
3/24	Kansas [4]	7/2	N	68-55	W
3/31	Florida [5]	7/3	N	66-76	L

Final Polls: AP – 7, USA Today/Coaches – 3

* Pac-10 Conference game
1 Maui Invitational (Maui, Hawaii)
2 John R. Wooden Classic (Anaheim, Calif.)
3 Pac-10 Conference Tournament (Staples Center)
4 NCAA Tournament
5 NCAA Tournament Final Four (Georgia Dome – Atlanta, Ga.)

Cedric Bozeman

2007-08

Overall: 35-4 **Pac-10: 16-2 (1st)**

Championships Won: Pac-10, Pac-10 Tourn., CBE Classic

Coach: Ben Howland

Date	Opponent	AP Rk	Site	Score	W/L
11/9	Portland State	2/-	H	69-48	W
11/12	Youngstown State [1]	2/-	H	83-52	W
11/13	CS San Bernardino [1]	2/-	H	76-41	W
11/19	Maryland [2]	2/-	N	71-59	W
11/20	Michigan State [2]	2/10	N	68-63	W
11/23	Yale	2/-	H	81-47	W
11/28	George Washington	2/-	H	83-60	W
12/2	Texas [3]	2/8	H	61-63	L
12/8	Davidson [4]	7/-	N	75-63	W
12/15	Idaho State	8/-	H	89-49	W
12/18	Western Illinois	8/-	H	77-52	W
12/22	Michigan	8/-	A	69-54	W
12/29	UC Davis	5/-	H	76-48	W
1/3	Stanford*	5/20	A	76-67	W
1/5	California*	5/-	A	70-58	W
1/10	Washington*	5/-	H	69-55	W
1/12	Washington State*	5/4	H	81-74	W
1/19	USC*	4/-	H	63-72	L
1/24	Oregon*	8/-	A	80-75	W
1/26	Oregon State*	8/-	A	85-62	W
1/31	Arizona State*	5/-	H	84-51	W
2/2	Arizona*	5/-	H	82-60	W
2/7	Washington State*	5/17	A	67-59	W
2/10	Washington*	5/-	A	61-71	L
2/17	USC*	6/-	A	56-46	W
2/21	Oregon State*	6/-	H	84-49	W
2/23	Oregon*	6/-	H	75-65	W
2/28	Arizona State*	4/-	A	70-49	W
3/2	Arizona*	4/-	A	68-66	W
3/6	Stanford*	3/7	H (OT)	77-67	W
3/8	California*	3/-	H	81-80	W
3/13	California [5]	3/-	N	88-66	W
3/14	USC [5]	3/-	N	57-54	W
3/15	Stanford [5]	3/11	N	67-64	W
3/20	Mississippi Valley State [6]	3/-	N	70-29	W
3/22	Texas A&M [6]	3/-	N	51-49	W
3/27	Western Kentucky [6]	3/-	N	88-78	W
3/29	Xavier [6]	3/12	N	76-57	W
4/5	Memphis [7]	3/2	N	63-78	L

Final Polls: AP – 3, USA Today/Coaches – 4

* Pac-10 Conference game
1 CBE Classic, first and second rounds (Pauley Pavilion)
2 CBE Classic, semifinals and final (Kansas City, Mo.)
3 Pac-10/Big 12 Hardwood Series (Pauley Pavilion)
4 John R. Wooden Classic (Anaheim, Calif.)
5 Pac-10 Conference Tournament (Staples Center)
6 NCAA Tournament
7 NCAA Tournament Final Four (Alamodome – San Antonio, Texas)

Malcolm Lee

2008-09

Overall: 26-9 **Pac-10: 13-5 (2nd)**

Coach: Ben Howland

Date	Opponent	AP Rk	Site	Score	W/L
11/12	Prairie View A&M [1]	4/-	H	82-58	W
11/13	Miami Univ. (OH) [1]	4/-	H	64-59	W
11/20	Michigan [2]	4/-	N	52-55	L
11/21	Southern Illinois [2]	4/-	N	77-60	W
11/29	FIU	13/-	H	89-54	W
12/4	Texas [3]	12/8	A	64-68	L
12/7	Cal State Northridge	12/-	H	85-67	W
12/13	DePaul [4]	16/-	N	72-54	W
12/17	Loyola Marymount	14/-	H	75-44	W
12/20	Mercer	14/-	H	76-59	W
12/23	Wyoming	13/-	H	113-62	W
12/28	Louisiana Tech	13/-	H	78-55	W
1/2	Oregon State*	12/-	A	69-46	W
1/4	Oregon*	12/-	A	83-74	W
1/11	USC*	10/-	A	64-60	W
1/15	Arizona*	9/-	H	83-60	W
1/17	Arizona State*	9/16	H (OT)	58-61	L
1/22	Washington State*	13/-	A	61-59	W
1/24	Washington*	13/-	A	75-86	L
1/29	California*	17/-	H	81-66	W
1/31	Stanford*	17/-	H	97-63	W
2/4	USC*	15/-	H	76-60	W
2/7	Notre Dame	15/-	H	89-63	W
2/12	Arizona State*	11/18	A	67-74	L
2/14	Arizona*	11/-	A	72-84	L
2/19	Washington*	20/22	H	85-76	W
2/21	Washington State*	20/-	H	81-82	L
2/26	Stanford*	22/-	A	76-71	W
2/28	California*	22/-	A	72-68	W
3/5	Oregon State*	20/-	H (OT)	79-54	W
3/7	Oregon*	20/-	H	94-68	W
3/12	Washington State [5]	15/-	N	64-53	W
3/13	USC [5]	15/-	N	55-65	L
3/19	VCU [6]	18/-	N	65-64	W
3/21	Villanova [6]	18/11	N	69-89	L

Final Polls: AP – 18, USA Today/Coaches – 18

* Pac-10 Conference game
1 2K Sports Classic, 1st and 2nd rounds (Pauley Pavilion)
2 2K Sports Classic, semifinal and consolation game (MSG – New York, N.Y.)
3 Pac-10/Big 12 Hardwood Series (Austin, Texas)
4 John R. Wooden Classic (Anaheim, Calif.)
5 Pac-10 Conference Tournament (Staples Center)
6 NCAA Tournament

2009-10

Overall: 14-18 **Pac-10: 8-10 (T-5th)**

Coach: Ben Howland

Date	Opponent	AP Rk	Site	Score	W/L
11/16	Cal State Fullerton	-/-	H (2OT)	65-68	L
11/20	Cal State Bakersfield	-/-	H	75-64	W
11/23	Pepperdine	-/-	H	71-52	W
11/26	Portland [1]	-/-	N	47-74	L
11/27	Butler [1]	-/12	N	67-69	L
11/29	Long Beach State [1]	-/-	N	68-79	L
12/6	Kansas [2]	-/1	H	61-73	L
12/12	Mississippi State [3]	-/-	N	54-72	L
12/15	New Mexico State	-/-	H	100-68	W
12/19	Notre Dame	-/-	A	73-84	L
12/22	Colorado State	-/-	H	75-63	W
12/27	Delaware State	-/-	H	66-49	W
12/31	Arizona State*	-/-	H	72-70	W
1/2	Arizona*	-/-	H	63-77	L
1/6	California*	-/-	A (OT)	76-75	W
1/9	Stanford*	-/-	A	59-70	L
1/16	USC*	-/-	H	46-67	L
1/21	Washington*	-/-	H	62-61	W
1/23	Washington State*	-/-	H	74-62	W
1/28	Oregon*	-/-	A (OT)	66-71	L
1/30	Oregon State*	-/-	A	62-52	W
2/4	Stanford*	-/-	H	77-73	W
2/6	California*	-/-	H	58-72	L
2/14	USC*	-/-	A	64-68	L
2/18	Washington State*	-/-	A	71-51	W
2/20	Washington*	-/-	A	68-97	L
2/25	Oregon State*	-/-	H	65-56	W
2/27	Oregon*	-/-	H	68-70	L
3/4	Arizona*	-/-	A	73-78	L
3/6	Arizona State*	-/-	A	46-56	L
3/11	Arizona [4]	-/-	N	75-69	W
3/12	California [4]	-/-	N	72-85	L

Final Polls: AP – NR, USA Today/Coaches – NR

* Pac-10 Conference game
1 76 Classic (Anaheim Convention Center – Anaheim, Calif.)
2 Pac-10/Big 12 Hardwood Series (Pauley Pavilion)
3 John R. Wooden Classic (Anaheim, Calif.)
4 Pac-10 Conference Tournament (Staples Center)

2010-11

Overall: 23-11 **Pac-10: 13-5 (2nd)**

Coach: Ben Howland

Date	Opponent	AP Rk	Site	Score	W/L
11/12	Cal State Northridge	-/-	H	83-50	W
11/15	Pepperdine [1]	-/-	H	79-69	W
11/16	Pacific [1]	-/-	H	57-44	W
11/24	Villanova [2]	-/7	N	70-82	L
11/26	VCU [2]	-/-	N	85-89	L
12/2	Kansas [3]	-/4	A	76-77	L
12/5	Montana	-/-	H	57-66	L
12/11	Cal Poly	-/-	H	72-61	W
12/13	UC Davis	-/-	H	74-67	W
12/18	BYU [4]	-/16	N	86-79	W
12/21	Montana State	-/-	H	75-59	W
12/23	UC Irvine	-/-	H	74-73	W
12/29	Washington State*	-/-	H	80-71	W
12/31	Washington*	-/-	H	63-74	L
1/9	USC*	-/-	A	52-63	L
1/13	Oregon State*	-/-	A	62-57	W
1/15	Oregon*	-/-	A	67-59	W
1/20	California*	-/-	H	86-84	W
1/22	Stanford*	-/-	H	68-57	W
1/27	Arizona*	-/-	A	74-85	L
1/29	Arizona State*	-/-	A (OT)	73-72	W
2/2	USC*	-/-	H	64-50	W
2/5	St. John's	-/-	H	66-59	W
2/10	Oregon*	-/-	H	64-54	W
2/12	Oregon State*	-/-	H	69-61	W
2/17	Stanford*	-/-	A	69-65	W
2/20	California*	-/-	A (OT)	72-76	L
2/24	Arizona State*	-/-	H	71-53	W
2/26	Arizona*	-/10	H	71-49	W
3/3	Washington*	-/-	A	63-70	L
3/5	Washington State*	-/-	A (OT)	58-54	W
3/10	Oregon [5]	-/-	N	59-76	L
3/17	Michigan State [6]	-/-	N	78-76	W
3/19	Florida [6]	-/15	N	65-73	L

Final Polls: AP – NR, USA Today/Coaches – NR

* Pac-10 Conference game
1 NIT Season Tip-Off, 1st and 2nd rounds (Pauley Pavilion)
2 NIT Season Tip-Off, championship round (MSG – New York, N.Y.)
3 Pac-10/Big 12 Hardwood Series (Lawrence, Kan.)
4 John R. Wooden Classic (Anaheim, Calif.)
5 Pac-10 Conference Tournament (Staples Center)
6 NCAA Tournament

2011-12

Overall: 19-14 **Pac-10: 11-7 (T-5th)**

Coach: Ben Howland

Date	Opponent	AP Rk	Site	Score	W/L
11/11	Loyola Marymount	17/-	H	58-69	L
11/15	Middle Tennessee State [1]	-/-	H	66-86	L
11/21	Chaminade [2]	-/-	N	60-92	W
11/22	Kansas [2]	-/14	N	56-72	L
11/23	Michigan [2]	-/15	N	63-79	L
11/28	Pepperdine	-/-	H	62-39	W
12/3	Texas	-/-	H	59-69	L
12/10	Pennsylvania [3]	-/-	H	77-73	W
12/14	Eastern Washington	-/-	H	60-47	W
12/17	UC Davis [3]	-/-	H	82-39	W
12/20	UC Irvine	-/-	H	89-60	W
12/23	Richmond	-/-	H	71-63	W
12/29	Stanford*	-/-	A	59-60	L
12/31	California*	-/-	A	69-85	L
1/5	Arizona* [4]	-/-	H	65-58	W
1/7	Arizona State* [3]	-/-	H	75-58	W
1/15	USC*	-/-	A	66-47	W
1/19	Oregon State*	-/-	A	84-87	L
1/21	Oregon*	-/-	A	68-75	L
1/26	Utah*	-/-	H	76-49	W
1/28	Colorado*	-/-	H	76-60	W
2/2	Washington*	-/-	A	69-71	L
2/4	Washington State*	-/-	A	63-60	W
2/9	Stanford*	-/-	H	72-61	W
2/11	California*	-/-	H	63-73	L
2/15	USC*	-/-	H	64-54	W
2/18	St. John's	-/-	A	63-66	L
2/23	Arizona State*	-/-	A	66-57	W
2/25	Arizona*	-/-	A	63-65	L
3/1	Washington State*	-/-	H	78-46	W
3/3	Washington*	-/-	H	75-69	W
3/7	USC [5]	-/-	N	55-40	W
3/8	Arizona [5]	-/-	N	58-66	L

Final Polls: AP – NR, USA Today/Coaches – NR

* Pac-12 Conference game
1 EA Sports Maui Invitational, opening round (L.A. Sports Arena)
2 EA Sports Maui Invitational (Lahaina, Hawaii)
3 John R. Wooden Classic (Anaheim, Calif.), designated UCLA home game
4 UCLA home game played at Honda Center (Anaheim, Calif.)
5 Pac-12 Conference Tournament (Staples Center)

2012-13

Overall: 25-10 **Pac-10: 13-5 (1st)**

Coach: Ben Howland

Date	Opponent	AP Rk	Site	Score	W/L
11/9	Indiana State	13/-	H	86-59	W
11/13	UC Irvine [1]	13/-	H (OT)	80-79	W
11/15	James Madison [1]	13/-	H	100-70	W
11/19	Georgetown [2]	11/-	N	70-78	L
11/20	Georgia [2]	11/-	N	60-56	W
11/25	Cal Poly	24/-	H	68-70	L
11/28	Cal State Northridge	24/-	H	82-56	W
12/1	San Diego State [3]	24/23	N	69-78	L
12/8	Texas [4]	-/-	N	65-63	W
12/15	Prairie View A&M	-/-	H	95-53	W
12/18	Long Beach State	-/-	H	89-70	W
12/22	Fresno State	-/-	H	91-78	W
12/28	Missouri	-/-	H (OT)	97-94	W
1/3	California*	-/-	H	79-65	W
1/5	Stanford*	-/-	H	68-60	W
1/10	at Utah*	-/-	H	57-53	W
1/12	at Colorado*	-/-	H	78-75	W
1/17	Oregon State*	24/-	H	74-64	W
1/19	Oregon*	24/21	H	67-76	L
1/24	Arizona*	-/6	A	84-73	W
1/26	Arizona State*	-/-	A	60-78	L
1/30	USC*	-/-	H (OT)	71-75	W
2/7	Washington*	-/-	H	59-57	W
2/9	Washington State*	-/-	H	76-62	W
2/14	California*	-/-	A	63-76	L
2/16	Stanford*	-/-	A	88-80	W
2/24	USC*	-/-	A	75-59	W
2/27	Arizona State*	-/-	H (OT)	79-74	W
3/2	Arizona*	-/11	H	74-69	W
3/6	Washington State*	-/-	A	61-73	L
3/9	Washington*	-/-	A	61-54	W
3/14	Arizona State [5]	24/-	N	80-75	W
3/15	Arizona [5]	24/18	N	66-64	W
3/16	Oregon [5]	24/-	N	69-78	L
3/22	Minnesota [6]	24/-	N	63-83	L

Final Polls: AP – 24, USA Today/Coaches – ARV

* Pac-12 Conference game
1 Progressive Legends Classic, regional round (Pauley Pavilion)
2 Progressive Legends Classic, semifinal/final (Brooklyn, N.Y.)
3 John R. Wooden Classic (Anaheim, Calif.)
4 MD Anderson Proton Therapy Showcase, Reliant Stadium (Houston, Texas)
5 Pac-12 Tournament, MGM Grand Garden Arena (Las Vegas, Nev.)
6 NCAA Tournament, Erwin Center (Austin, Texas)